

Four Umpire Mechanics

70/90-Foot Diamond

Use in conjunction with LLHQ text document available in
the *Field Mechanics Manual (90 Foot Diamond)*

Revision 2015-05

BASIC INSTRUCTIONS TO UMPIRES WORKING THE FOUR MAN SYSTEM..... iii

BASIC PRECEPTS FOR ANY UMPIRING SYSTEMiii

Starting Positions, No runners or R3 Only..... 1

Starting Positions, Any runner(s) Except R3 Only 2

Fair/Foul Responsibilities 3

Infield Line Drive and Pop Up Responsibilities-U2 OUTSIDE 4

Infield Line Drive and Pop Up Responsibilities-U2 INSIDE 5

Outfield Fly Ball Responsibilities-U2 OUTSIDE..... 6

Outfield Fly Ball Responsibilities-U2 INSIDE..... 7

No Runners on Base, Fly Ball to U1’s AOR..... 8

 PU TO FIRST # 1..... 8

No Runners on Base, Fly Ball to U2’s AOR..... 9

 ROTATION # 1 9

No Runners on Base, Fly Ball to U3’s AOR..... 10

 ROTATION # 2 10

Runner on First Base (only), Fly Ball to U1’s AOR..... 11

 PU TO FIRST # 2..... 11

Runner on First Base (only), Fly Ball to U3’s AOR..... 12

 ROTATION # 3 12

Runner on Second Base (only), Fly Ball to U1’s AOR 13

Runner on Second Base (only), NON-CATCHABLE Fly Ball to U3’s AOR..... 14

 SLIDE PLAY 14

Runner on Third Base (only), Fly Ball to U1’s AOR..... 15

Runner on Third Base (only), CATCHABLE Fly Ball to U2’s AOR..... 18

Runner on Third Base (only), NON-CATCHABLE Fly Ball to U2’s AOR..... 16

 ROTATION # 4 16

Runner on Third Base (only), CATCHABLE Fly Ball to U3’s AOR..... 17

Runner on Third Base (only), NON-CATCHABLE Fly Ball to U3’s AOR..... 18

 ROTATION # 5 18

Runners on First and Second Base, Fly Ball to U1’s AOR 19

Runners on First and Second Base, LESS THAN 2 OUTS CATCHABLE Fly Ball to U3’s AOR, 20

 ROTATION # 6 20

Runners on First and Second Base, NON-CATCHABLE Fly Ball to U3’s AOR 21

 SLIDE PLAY 21

Runners on First and Third Base, Fly Ball to U1’s AOR 22

Runners on First and Third Base, CATCHABLE Fly Ball to U3’s AOR 23

Runners on First and Third Base, NON-CATCHABLE Fly Ball to U3’s AOR..... 24

 ROTATION # 7 24

Runners on Second and Third, Fly Ball to U1’s AOR 25

Runners on Second and Third Base, CATCHABLE Fly Ball to U3’s AOR..... 26

Runners on Second and Third Base, NON-CATCHABLE Fly Ball to U3’s AOR 27

 SLIDE PLAY 27

Runners on First, Second and Third Base, Fly Ball to U1’s AOR..... 28

Runners on First, Second and Third Base, Fly Ball to U3’s AOR..... 29

 SLIDE PLAY 30

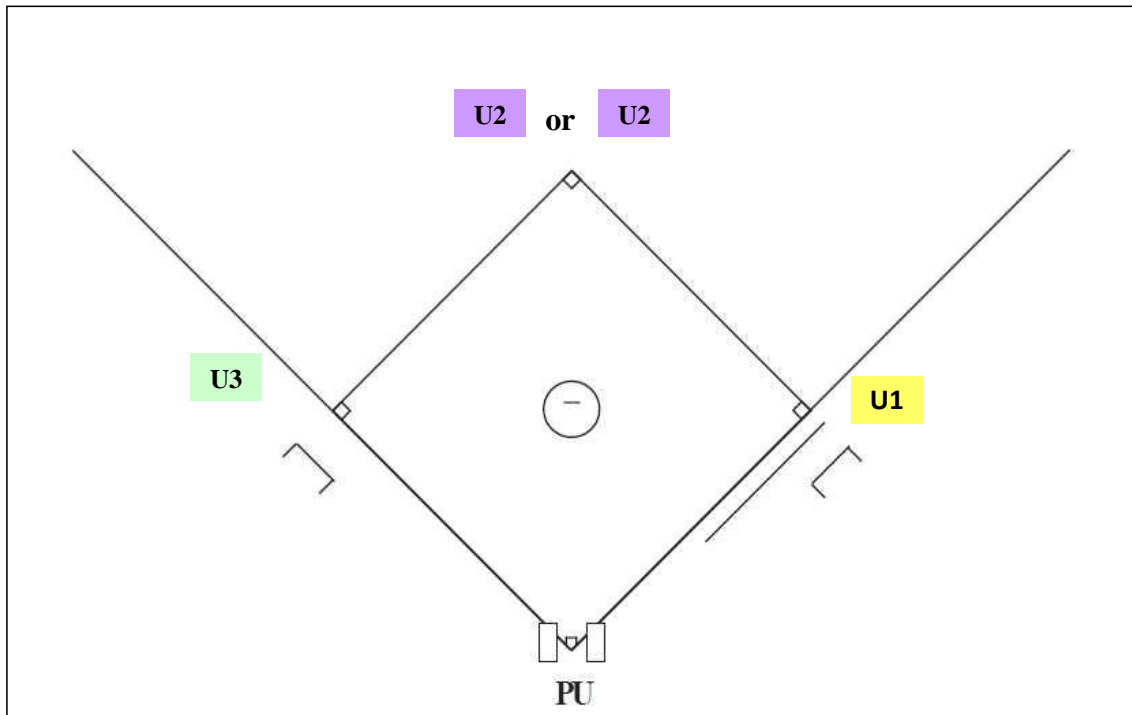
BASIC INSTRUCTIONS TO UMPIRES WORKING THE FOUR MAN SYSTEM

Table 1

1	U1 and U3 Set up with both feet in foul territory with the inside foot just off of the foul line. Starting 10-12 feet behind the fielder when in normal playing position. If fielder moves up, you move up, but never closer than 10-12 feet from bag. If fielder moves back, reduce distance, but always stay 1-2 steps behind the fielder.
2	One umpire will go out on ALL fly balls and line drives to the outfield, as well as on all batted balls that have potential for trouble (out of play areas, spectator interference, etc.). Outfield coverage is not required on line drives in the gap that are immediately read as not catchable and are not susceptible to trouble such as spectator interference or resulting in an award of bases.
3	Umpires going out on fly balls/line drives to the outfield should go out as far as possible, but MUST be stopped prior to the play. Remember angle over distance!
4	If an umpire goes out, that umpire does not return to the infield until the play is completed.
5	Whenever runner(s) are on base (other than a runner on 3 rd base only), U2 will set up inside at 2 nd base. U2 may work on either side of 2 nd base; depending on which side the umpire feels more comfortable.
6	Umpires working inside at 2 nd base will not go out on fly balls/line drives to the outfield.
7	Upon completion of a play where an umpire goes out on a ball, the covering umpire should not release until the umpire who went out has returned and assumed responsibility of the runner.
8	Remember the adage, "Vacate and Occupy." Whenever an umpire <i>vacates</i> his designated base, another umpire must <i>occupy</i> that base.

BASIC PRECEPTS FOR ANY UMPIRING SYSTEM

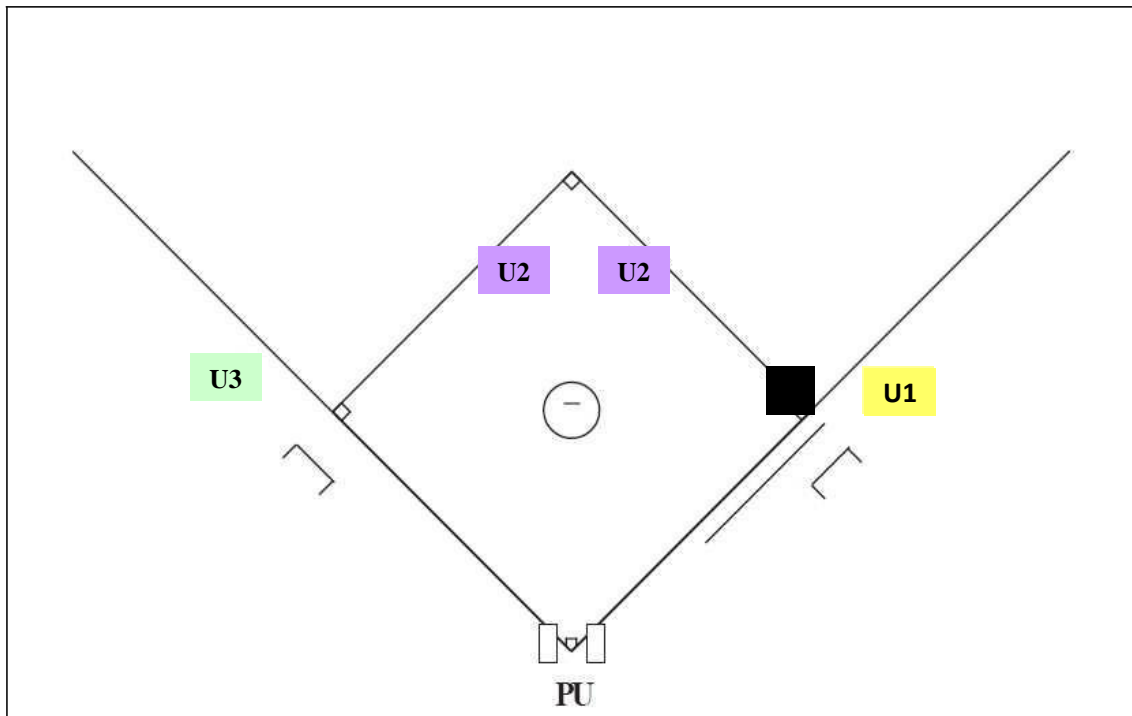
1	Plate umpire is responsible for giving the pre-game conference. Follow an established, orderly progression starting with fair/foul responsibilities, fly ball coverage for infield and outfield, signals and positioning. An hour is not too long.
2	No umpire needs call (voice or mechanic) the obvious foul ball and the call, when made, is never echoed by other umpires.
3	Balls off the batter while the batter may still in the batter's box may require base umpire(s) to make the call. However, WAIT for the plate umpire to make the call and then if you are <u>100% certain</u> the batted ball was off the batter, call "TIME" - LOUDLY.
4	The umpire that will make the fair/foul call is the same umpire that will make the catch/no-catch call.
5	Anytime a base umpire goes out to make a call in the outfield, that umpire will STAY OUT . Be set for the touch/catch by the fielder, make the call, and continue moving away from the infield.
6	The second base umpire should move into the infield on the side opposite the direction of the ball when required to come inside.



Starting Positions

No Runners or R3 ONLY

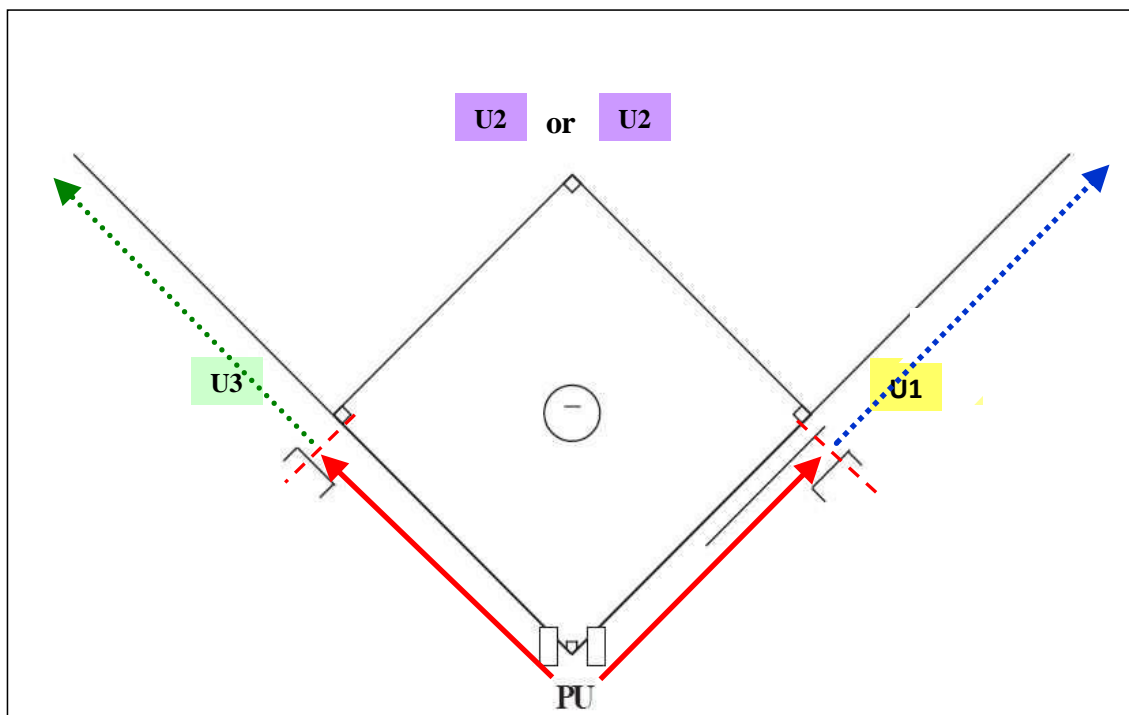
PU	U1	U2	U3
	<p>Set up square to the plate, both feet in foul territory, the right foot just off of the foul line, and 10-12 feet behind 1st baseman when in normal playing position.</p> <p>If 1st baseman moves up, you move up, but never closer than 10-12 feet from bag.</p> <p>If 1st baseman moves back reduce distance, but always stay 1-2 steps behind 1st baseman.</p>	<p>Can set in "B" or "C" position.</p> <p>B - Set up square to the plate, between 2nd base and 2nd baseman, on the outside of the infield, approximately 10 feet into the outfield grass.</p> <p>C - Set up square to the plate, between 2nd base and Short Stop, on the outside of the infield, approximately 10 feet into the outfield grass.</p>	<p>Set up square to the plate, both feet in foul territory, the left foot just off of the foul line, and 10-12 feet behind 3rd baseman when in normal playing position.</p> <p>If 3rd baseman moves up, you move up, but never closer than 10-12 feet from bag.</p> <p>If 3rd baseman moves back reduce distance, but always stay 1-2 steps behind 3rd baseman.</p>



Starting Positions

Any Runner EXCEPT R3 Only

PU	U1	U2	U3
	Moves 1-2 steps closer to 1 st base for better look on pickoffs.	Can set up in "B" or "C". Set up with heels parallel to and set on edge of infield grass. You should be square to 3 rd baseline from "B" position or 1 st baseline from "C" position. Positioning is 1-2 feet away from the cut-out. Has NO Outfield Fly Ball responsibility.	Set up square to the plate, both feet in foul territory, the left foot just off of the foul line, and 10-12 feet behind 3 rd baseman when in normal playing position. If 3 rd baseman moves up, you move up, but never closer than 10-12 feet from bag. If 3 rd baseman moves back reduce distance, but always stay 1-2 steps behind 3 rd

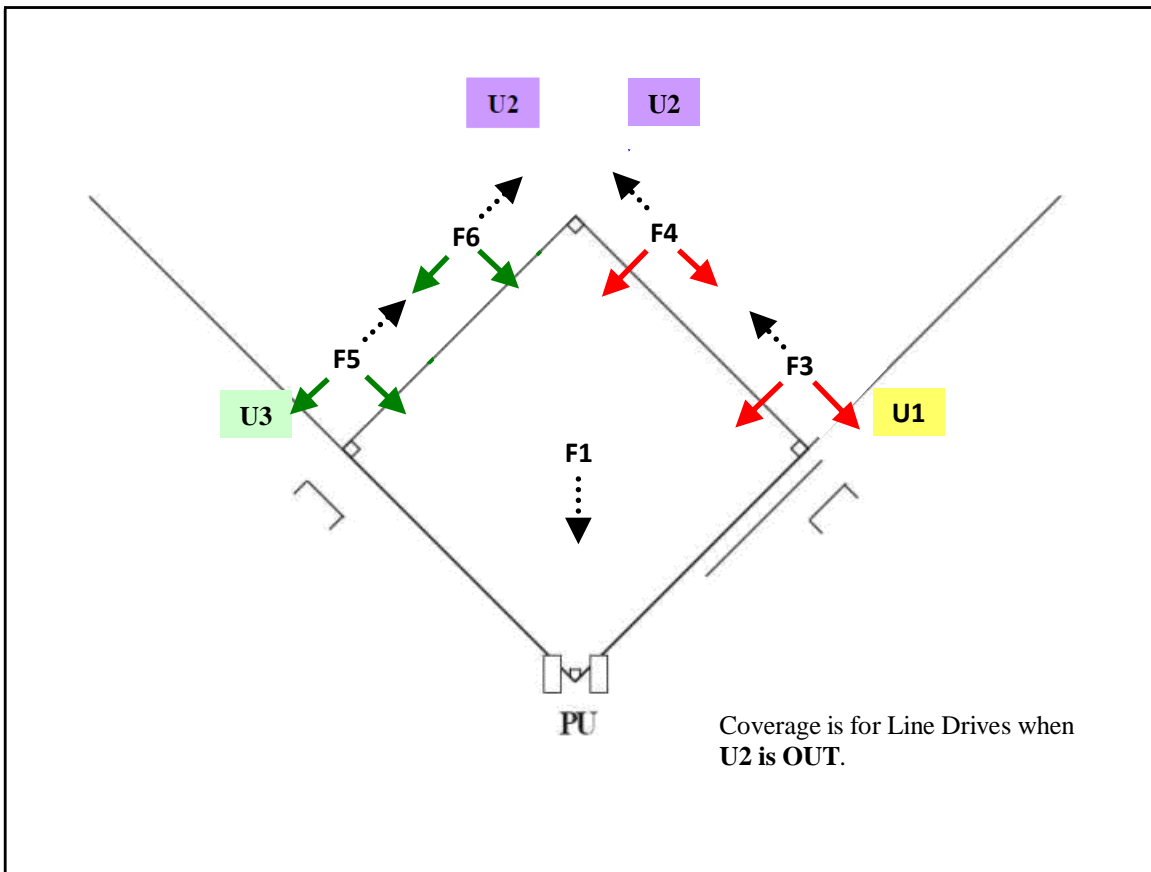


Fair/Foul Responsibilities

PU	U1	U2	U3
<p>The PU has the call on both lines up to but not including the base.</p> <p>Assumes entire foul line when U1 or U3 abandons the line.</p>	<p>Has the call on any bounding ball that reaches the front edge of the base and any line-drive/fly ball that is first touched or touches between the front edge of base and umpire’s chest.</p> <p>Also, has the call from the front edge of the base to foul pole when going out on a ball down the line.</p>	<p>None</p>	<p>Has the call on any bounding ball that reaches the front edge of the base and any line-drive/fly ball that is first touched or touches between the front edge of base and umpire’s chest.</p> <p>Also, has the call from the front edge of the base to foul pole when going out on a ball down the line</p>

NOTE: If as the base umpire you are 100% certain that you see a batted ball touch the batter and the plate umpire does not come up and call “Foul” or “Time”; then you should stop all play by loudly calling **“TIME”!**

Make certain to give the plate umpire a chance to make the call first. Once time has been called, you can then decide if the ball touched the batter in the box (foul) or out of the box (BR out).

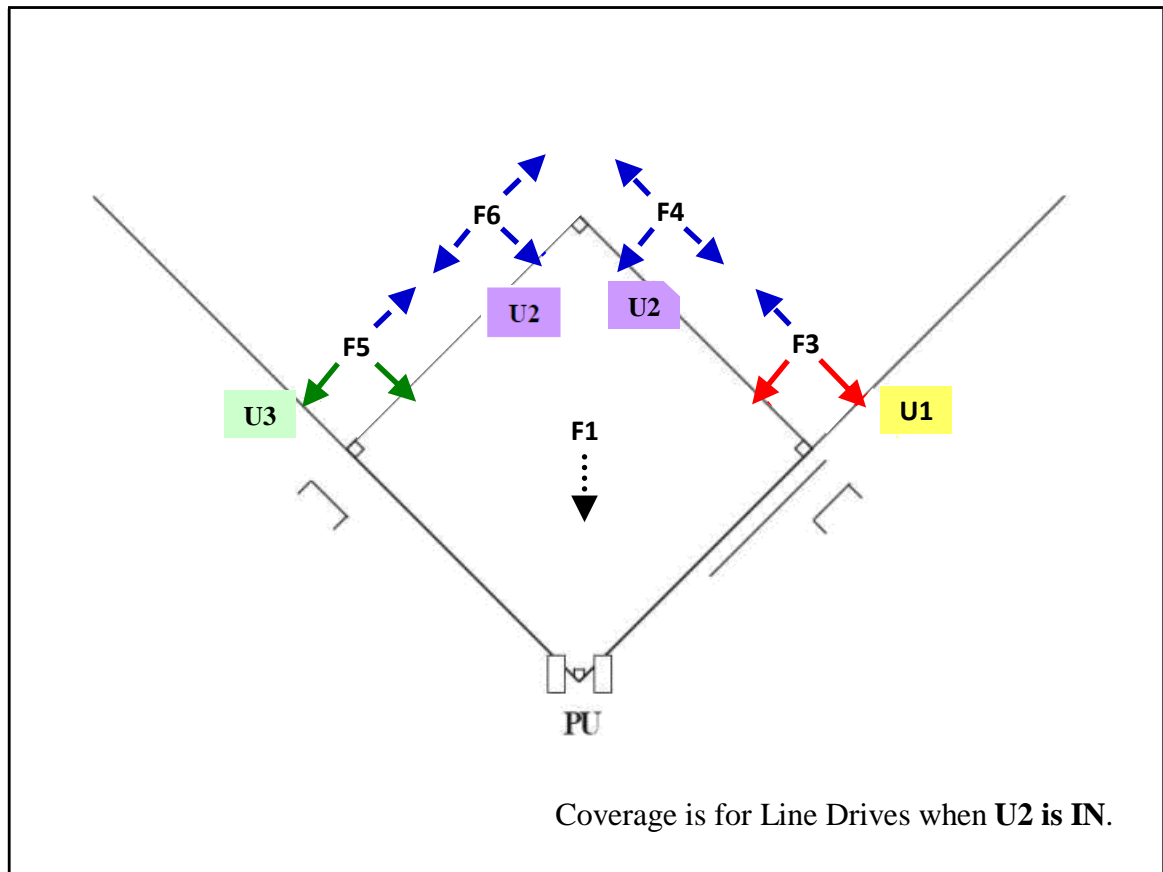


Infield Line Drive and Pop Up Responsibilities
U2 OUTSIDE

POP-UPS			
PU	U1	U2	U3
Has all.	None	None	None

LINE DRIVES			
PU	U1	U2	U3
F1 - Going in F3 - Going toward 2 nd F4 - Going toward 2 nd F5 - Going toward 2 nd F6 - Going toward 2 nd	F3 - Going in or toward line F4 - Going in or toward line	None	F5 - Going in or toward line F6 - Going in or toward line

Note: In most catch/no catch situations – the umpire who has the view of the ball going into the open glove will make the call. **DISCUSS AT THE PRE GAME CONFERENCE.**



Infield Line Drive and Pop Up Responsibilities

U2 INSIDE

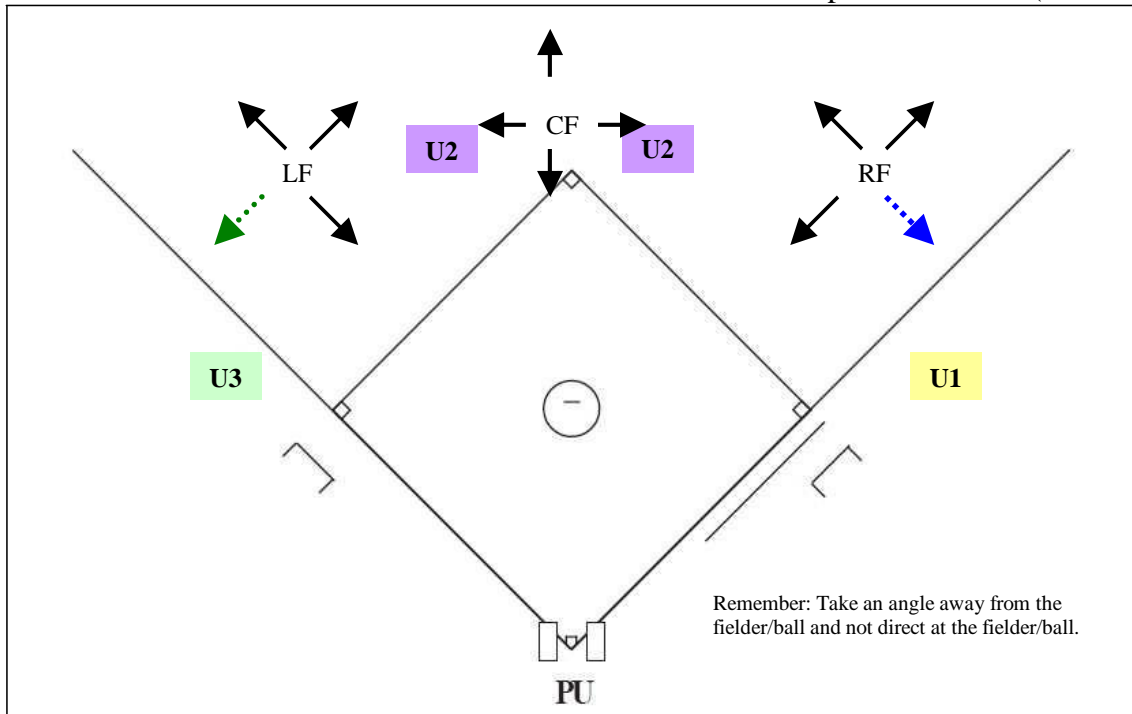
POP-UPS

PU	U1	U2	U3
Pitcher and catcher, as well as fair/foul areas when popped up in that area.	None	All, except pitcher and catcher	None

LINE DRIVES

PU	U1	U2	U3
F1 - Going in	F3 - Going in or toward line	F4 - Going In, to Left, & to Right F6 - Going In, to Left, & to Right F3 - Going to toward 2 nd F5 - Going to toward 2 nd	F5 - Going in or toward line

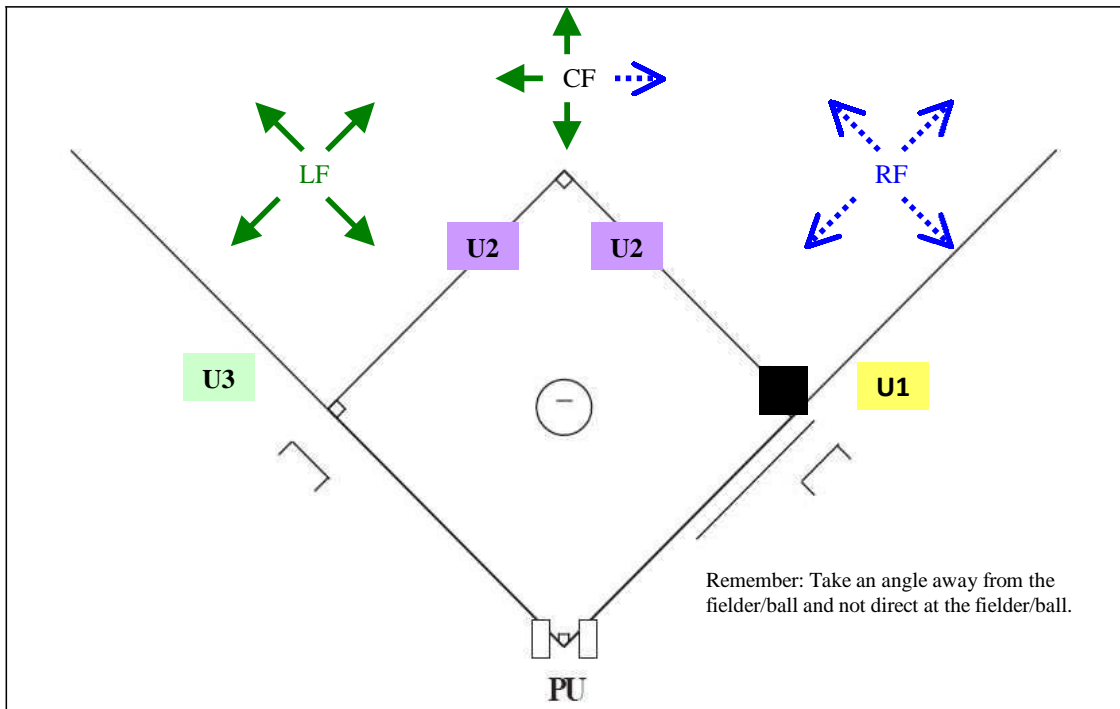
Note: In most catch/no catch situations – the umpire who has the view of the ball going into the open glove will make the call. **DISCUSS AT THE PRE GAME CONFERENCE.**



Outfield Fly Ball Responsibilities

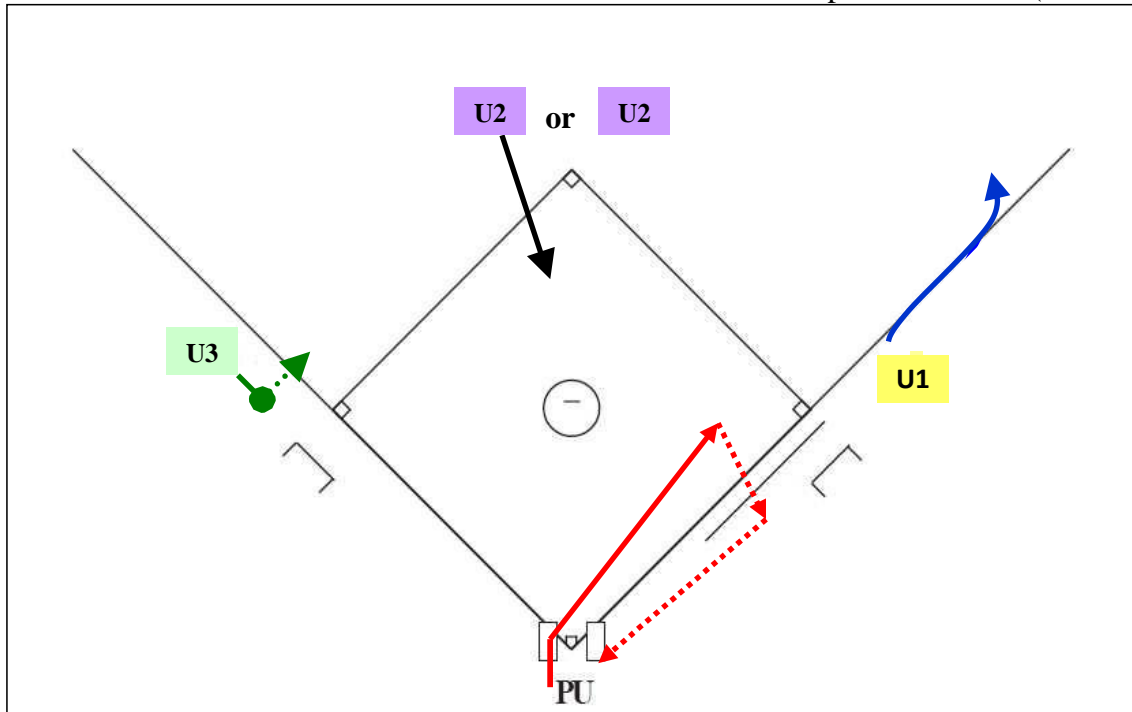
U2 OUTSIDE

PU	U1	U2	U3
None	Responsible for: RF - Moving toward the line	Responsible for: Everything in the "U" LF - Going In, Back, & to Left CF - Going In, Back, Left, & Right RF - Going In, Back, & to Right	Responsible for: LF - Moving toward the line



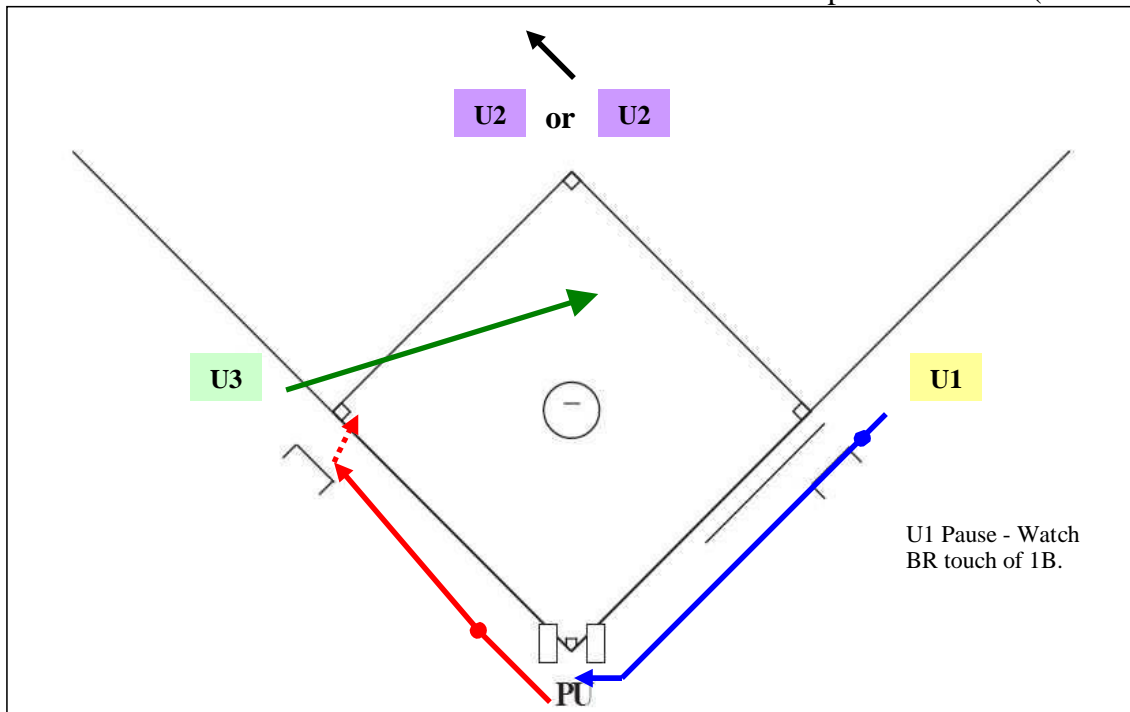
Outfield Fly Ball Responsibilities
U2 INSIDE

PU	U1	U2	U3
None	<p>U1 has 40% of the “60/40 split”.</p> <p>RF - Going In, Back, toward CF, & toward RF line</p> <p>CF – Going toward RF</p>	None	<p>U3 has 60% of the “60/40 split”.</p> <p>LF - Going In, Back, toward CF, & toward LF line</p> <p>CF – Going In, Back, & toward LF</p>



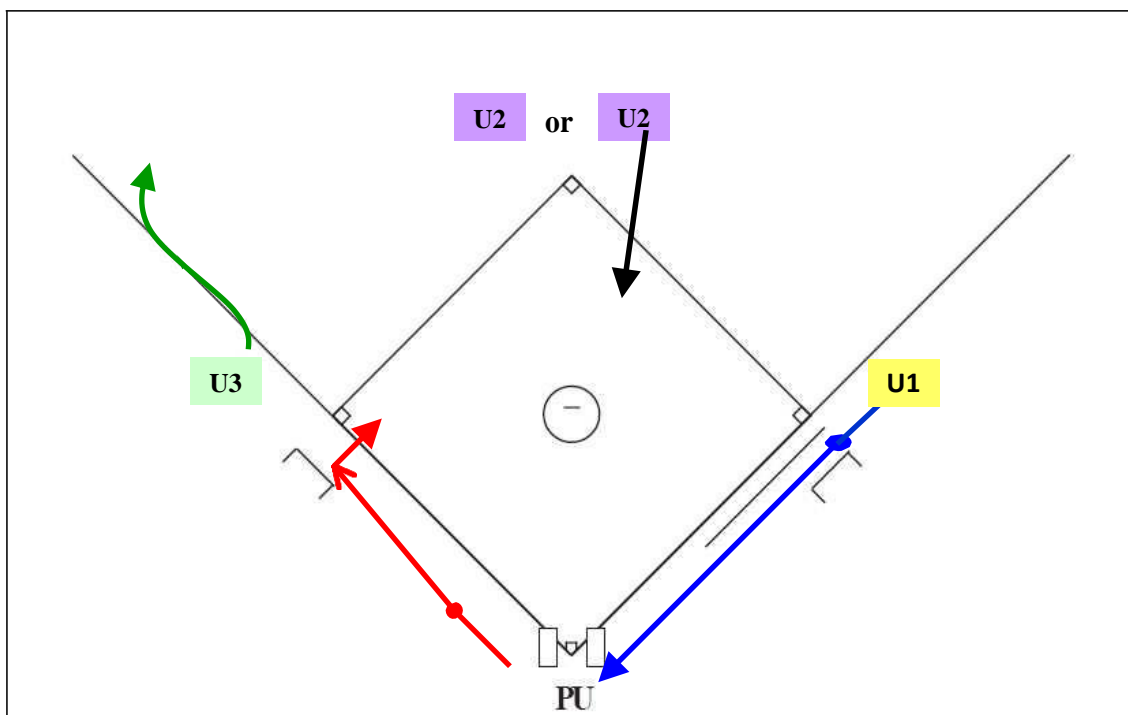
0 Runners Fly Ball to U1's AOR
PU TO FIRST # 1

PU	U1	U2	U3
<p>Clear the catcher to left. Read U1 going out, and move up the 1st base line in fair territory.</p> <p>Responsible for: BR touch of 1st, BR back into 1st, and BR at home.</p> <p>Heads back to home when BR touches 2nd base.</p>	<p>Goes out on the ball.</p> <p>Responsible for: Catch/no catch call.</p> <p>Must see ball fielded and thrown back to infield.</p> <p>Stays out until the play has ended.</p>	<p>Move into the working area behind pitcher's mound on C side.</p> <p>Responsible for: BR to 2nd, and BR back into 2nd.</p>	<p>Move 1-2 steps toward 3rd base in foul territory.</p> <p>If BR advances to 3rd, move 1-2 steps into fair territory for any play at 3rd.</p> <p>Responsible for: BR to 3rd, and BR back into 3rd</p>



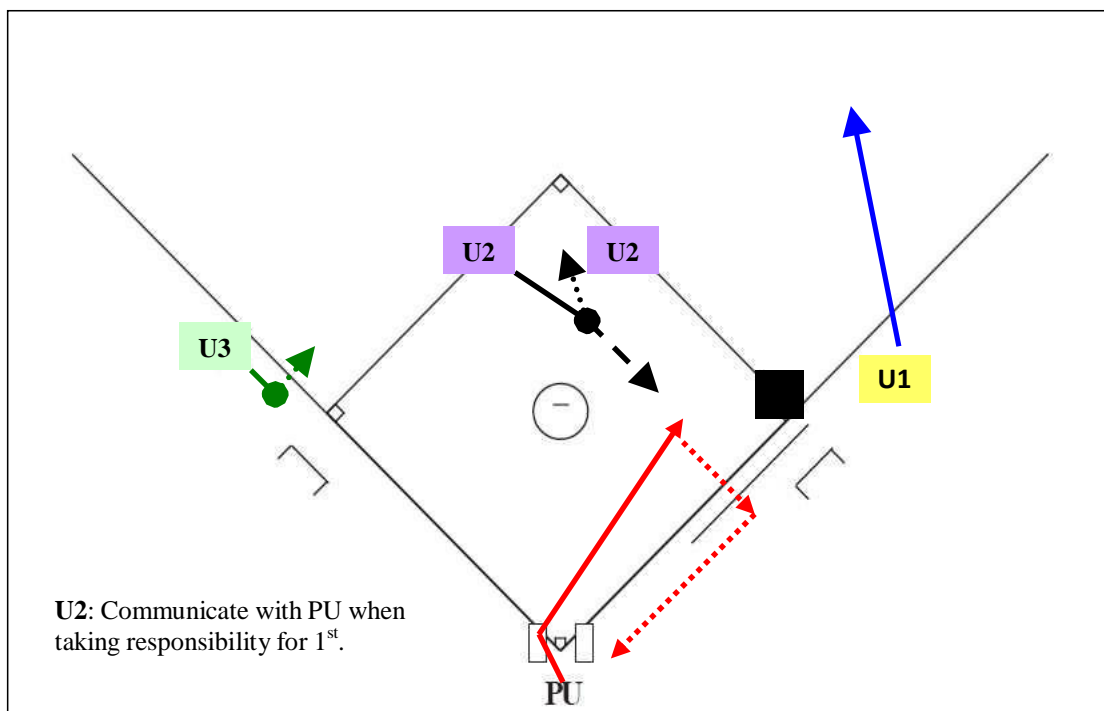
0 Runners Fly Ball to U2's AOR
ROTATION # 1

PU	U1	U2	U3
<p>Clear the catcher to the left. Read U2 going out and U3 moving in to 2nd base cutout</p> <p>Move toward 3rd base in foul territory reading the ball as you travel down the line.</p> <p>Move into the 3rd base cutout for any play at 3rd.</p> <p>Responsible for: BR to 3rd, and BR back into 3rd.</p> <p><i>Communicate to partners, "I've Got 3rd!"</i></p>	<p>Move toward 1st base in foul territory to see BR touch of 1st base.</p> <p>Pause to read forward progress of BR,</p> <p>When BR commits to 2nd, read movement of PU down the 3rd baseline, then move to point of the plate.</p> <p>Responsible for: BR touch of 1st, BR back into 1st, and BR at home.</p> <p><i>Communicate to U3, "Going Home!"</i></p>	<p>Goes out on the ball.</p> <p>Responsible for: Catch/no catch call.</p> <p>Must see ball fielded and thrown back to infield.</p> <p>Stays out until the play has ended.</p>	<p>Move into the working area behind pitcher's mound on B side.</p> <p>Responsible for: BR back into 1st after release from U1, BR to 2nd, and BR back into 2nd.</p> <p>Must take any play at 1st after U1 has gone to the plate.</p>



0 Runners Fly Ball to U3's AOR
ROTATION # 2

PU	U1	U2	U3
<p>Clear the catcher to the left. Read U3 going out.</p> <p>Move toward 3rd base in foul territory reading the ball as you travel down the line.</p> <p>Move into the 3rd base cutout for any play at 3rd.</p> <p>Responsible for: BR to 3rd, and BR back into 3rd.</p> <p><i>Communicate to partners, "I've Got 3rd!"</i></p>	<p>Move toward 1st base in foul territory to see BR touch of 1st base.</p> <p>Pause to read forward progress of BR.</p> <p>When BR commits to 2nd, read movement of PU down the 3rd baseline, then move to point of the plate to set up for any play.</p> <p>Responsible for: BR touch of 1st, BR back into 1st, and BR at the plate.</p> <p><i>Communicate to U2, "Going Home!"</i></p>	<p>Move into the working area behind pitcher's mound on "B" side.</p> <p>Responsible for: BR back into 1st after release from U1, BR to 2nd, and BR back into 2nd.</p> <p>Must take any play at 1st after U1 has gone to the plate.</p>	<p>Goes out on the ball.</p> <p>Responsible for: Catch/no catch call.</p> <p>Must see ball fielded and thrown back to infield.</p> <p>Stays out until the play has ended.</p>



R1 ONLY Fly Ball to U1's AOR
PU TO FIRST # 2

PU	U1	U2	U3
<p>Clear the catcher to left. Read U1 going out and move toward 1st base in fair territory.</p> <p>Responsible for: R1 tag-up at 1st, R1 back into 1st, BR touch of 1st, and BR back into 1st.</p> <p>Heads home to point of the plate when R1 passes 2nd base.</p> <p>Responsible for: R1 at home, and BR at home.</p>	<p>Goes out on the ball.</p> <p>Responsible for: Catch/no catch call.</p> <p>Must see ball fielded and thrown back to infield.</p> <p>Stays out until the play has ended.</p>	<p>Step up, turn, and face the ball from the working area on the B Side.</p> <p>Read U1 going out.</p> <p>When R1 goes to 3rd, release R1 to U3.</p> <p>You now have BR to 2nd and BR back to 1st.</p> <p>Responsible for: R1 to 2nd, R1 back into 2nd, BR back into 1st after release from PU, BR to 2nd, and BR back into 2nd</p> <p><i>Communicate with PU "I've got the BR!"</i></p>	<p>Move a 1-2 steps toward 3rd base in foul territory.</p> <p>If runner advances to 3rd, move 1-2 steps into fair territory for any play at 3rd.</p> <p>Responsible for: R1 to 3rd, R1 back into 3rd, BR to 3rd, and BR back into 3rd.</p>

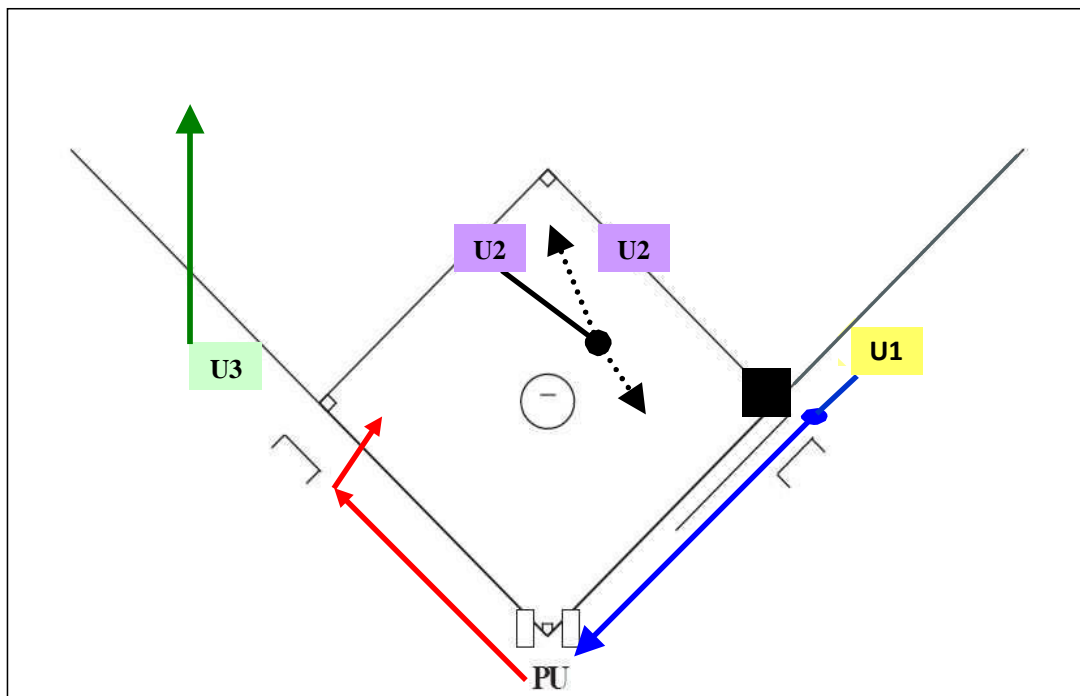
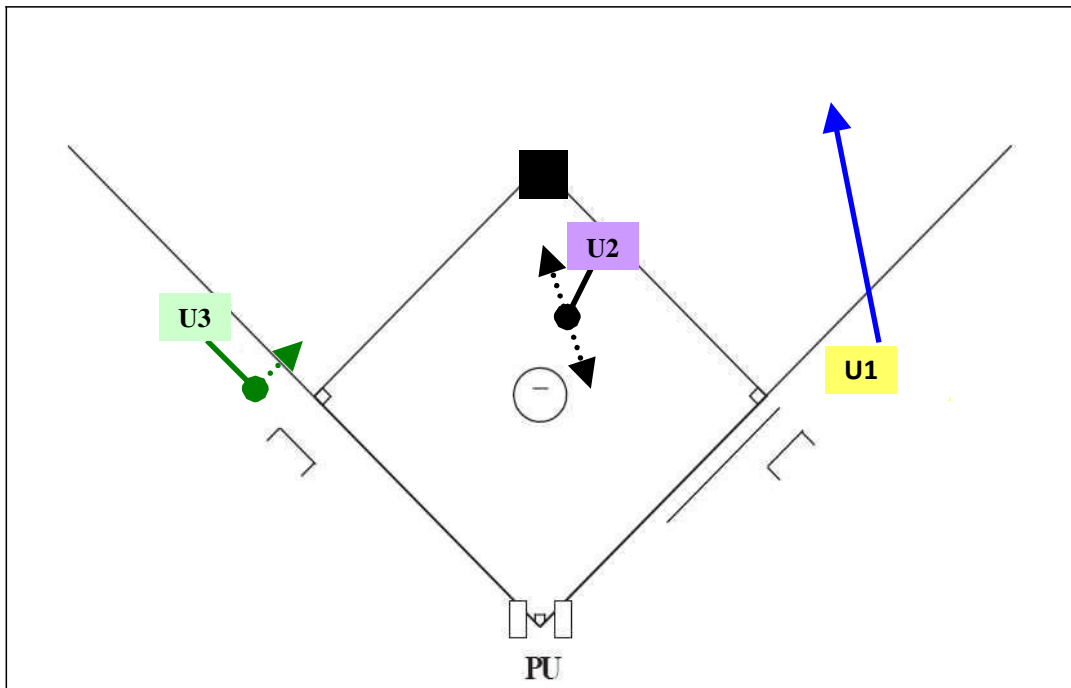


Diagram 10

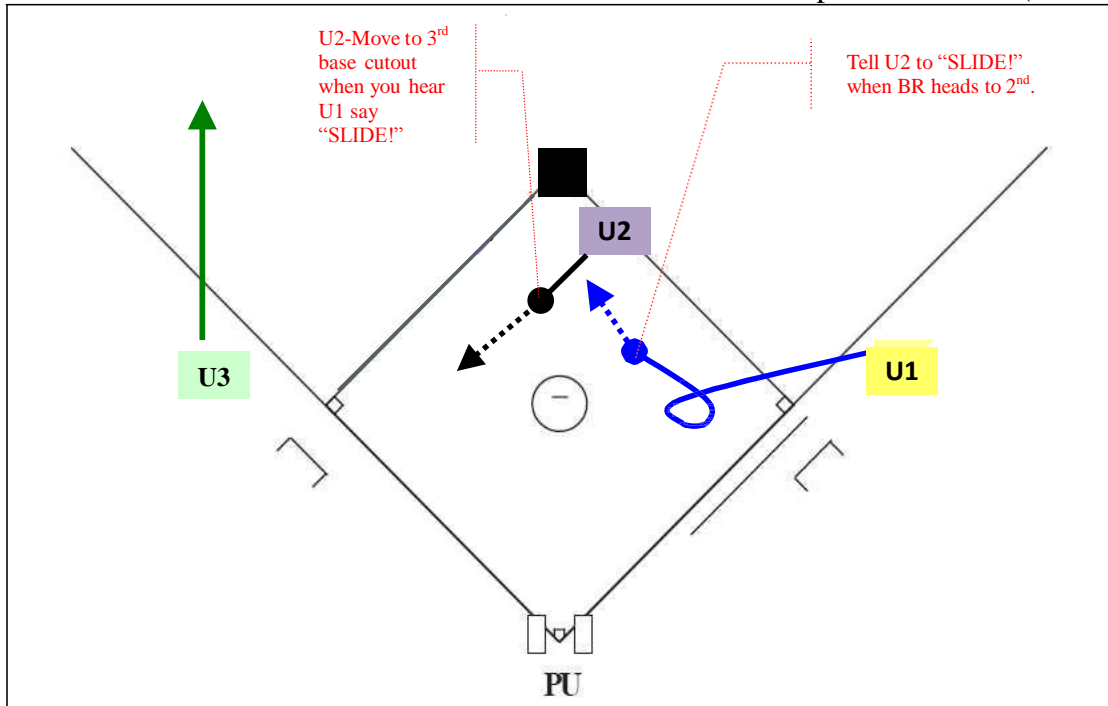
R1 ONLY Fly Ball to U3's AOR
ROTATION # 3

PU	U1	U2	U3
<p>Clear the catcher to the left. Read U3 going out.</p> <p>Move toward 3rd base in foul territory reading the ball as you travel down the line.</p> <p>Move into the 3rd base cutout for any play at 3rd.</p> <p>Responsible for: R1 to 3rd, R1 back into 3rd, BR to 3rd, and BR back into 3rd.</p> <p><i>Communicate to partners, "I've Got 3rd!"</i></p>	<p>Move toward 1st base in foul territory to line up ball/fielder with R1 for possible tag-up.</p> <p>See BR touch of 1st base and Pause to read forward progress of BR.</p> <p>When BR commits to 2nd, read movement of PU down the 3rd baseline, then move to point of the plate to set up for any play.</p> <p>Responsible for: R1 tag up at 1st, R1 back into 1st, BR touch of 1st, BR back into 1st, R1 at home, and BR at home.</p> <p><i>Communicate to U2, "Going Home!"</i></p>	<p>Step up, turn, and face the ball from the working area on the B Side.</p> <p>Read U3 going out.</p> <p>Responsible for: R1 to 2nd, R1 back into 2nd, BR back into 1st after release from U1, BR to 2nd, and BR back into 2nd.</p> <p>Must take any play at 1st after U1 has gone to the plate.</p>	<p>Goes out on the ball.</p> <p>Responsible for: Catch/no catch call.</p> <p>Must see ball fielded and thrown back to infield.</p> <p>Stays out until the play has ended.</p>



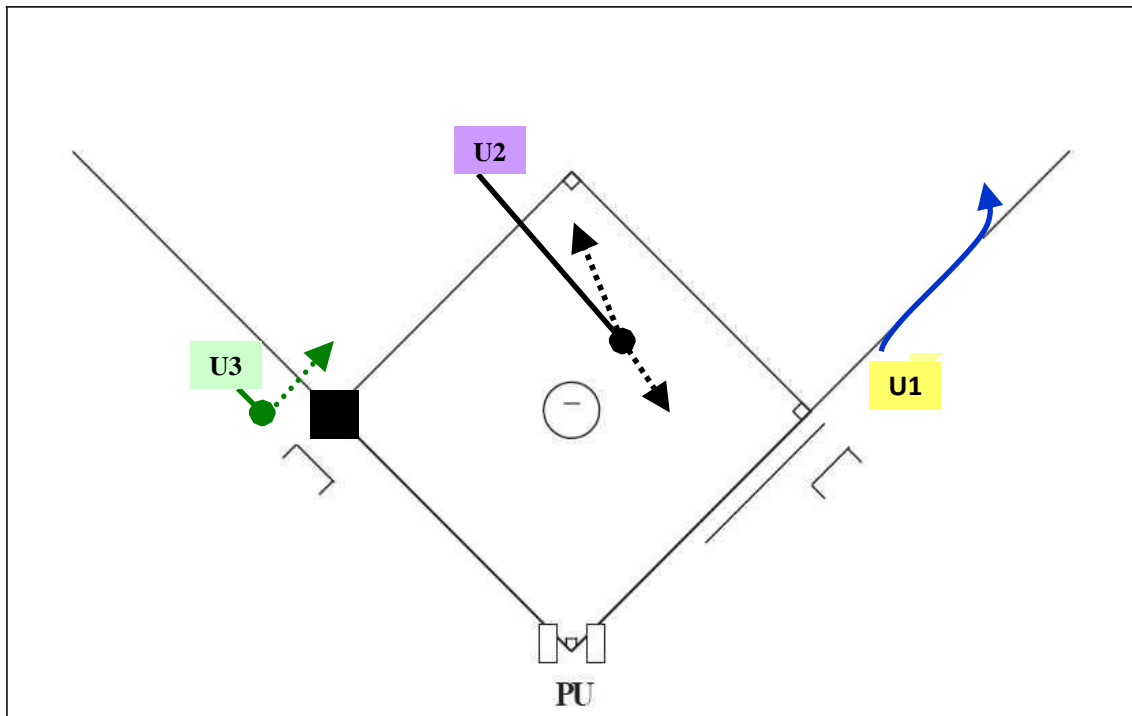
R2 ONLY Fly Ball to U1's AOR

PU	U1	U2	U3
<p>Clear the catcher to the left and observe play from foul territory.</p> <p>Responsible for: R2 to home, and BR to home.</p>	<p>Goes out on the ball.</p> <p>Responsible for: Catch/no catch call.</p> <p>Must see ball fielded and thrown back to infield.</p> <p><u>Stays out until the play has ended.</u></p>	<p>Step up, turn, and face the ball from the working area on the B Side.</p> <p>Read U1 going out.</p> <p>Responsible for: R2 tag up, R2 back into 2nd, BR touch of 1st, BR back into 1st, BR to 2nd, and Br back into 2nd.</p>	<p>Move a 1-2 steps toward 3rd base in foul territory.</p> <p>If runner advances to 3rd, move 1-2 steps into fair territory for any play at 3rd.</p> <p>Responsible for: R2 to 3rd, R2 back into 3rd, BR to 3rd, and BR back into 3rd.</p>



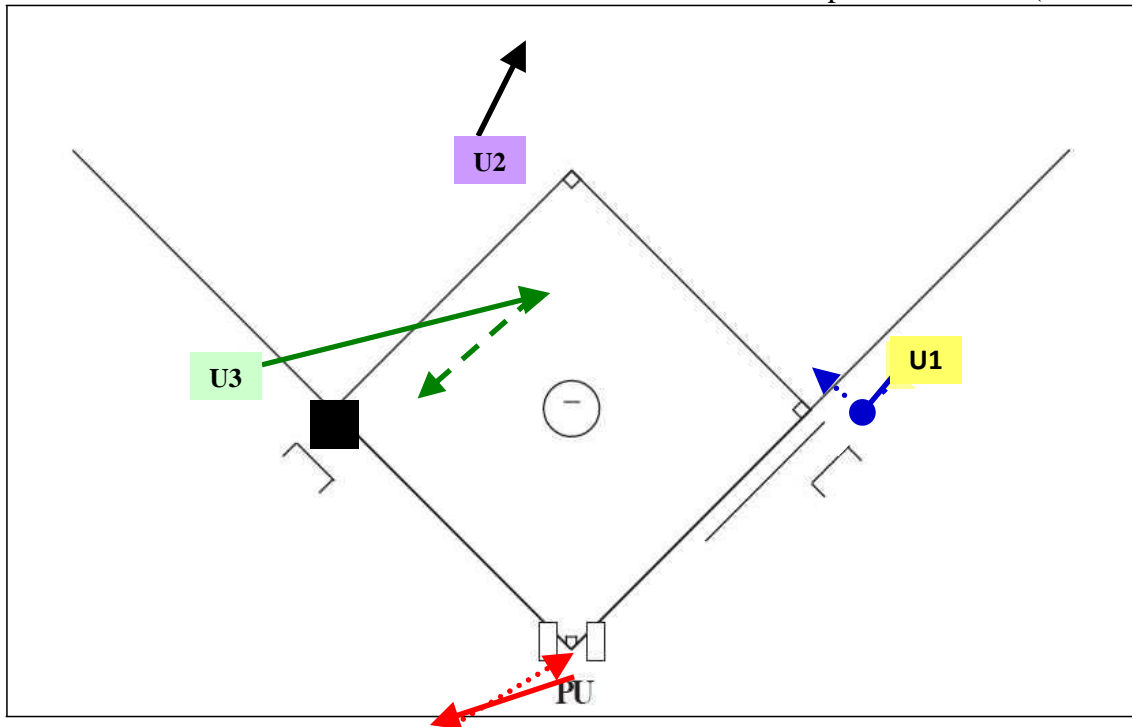
R2 ONLY **NON-CATCHABLE** Fly Ball to U3's AOR
SLIDE PLAY

PU	U1	U2	U3
<p>Clear the catcher to the left and observe play from foul territory.</p> <p><u>Responsible for:</u> R2 at home, and BR at home.</p>	<p>Read U3 going out on a NON-CATCHABLE ball.</p> <p>Pivot into area at 1st base cut-out to see BR touch of 1st.</p> <p>When BR heads to 2nd, communicate to U2 "SLIDE!"</p> <p>You now have all calls at 2nd base.</p> <p><u>Responsible for:</u> BR touch of 1st, BR back into 1st, After SLIDE BR to 2nd, and BR back into 2nd</p>	<p>Step up, turn, and face the ball from the working area on the C Side.</p> <p>Read U3 going out on a NON-CATCHABLE ball. You have all plays at 2nd and 3rd until told to "SLIDE" by U1.</p> <p>If U1 communicates, "SLIDE", move to 3rd base cutout for all plays at 3rd.</p> <p><u>Responsible for:</u> R2 to 3rd, R2 back into 3rd, BR to 3rd, and BR back into 3rd.</p> <p><u>Note:</u> You also have BR to 2nd if U1 does NOT tell you to SLIDE!</p>	<p>Goes out on a NON-CATCHABLE ball.</p> <p><u>Responsible for:</u> Ball being fielded and thrown back into infield.</p> <p>Stays out until the play has ended.</p>



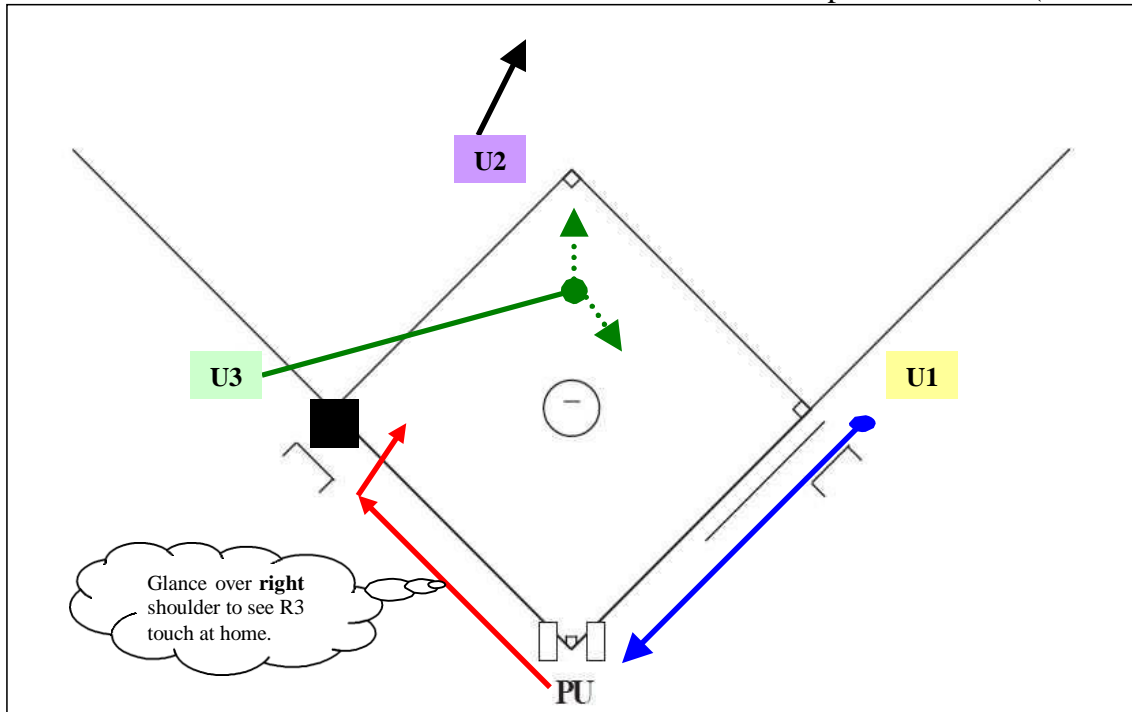
R3 ONLY Fly Ball to U1's AOR

PU	U1	U2	U3
<p>Clear the catcher to the left and observe play from foul territory.</p> <p>Responsible for: R3 at home, and BR at home.</p>	<p>Goes out on the ball.</p> <p>Responsible for: Catch/no catch call.</p> <p>Must see ball fielded and thrown back to infield.</p> <p>Stays out until the play has ended.</p>	<p>Move into working area on B Side.</p> <p>Responsible for: <i>If ball is not caught</i> BR touch of 1st, BR back into 1st, BR to 2nd, and BR back into 2nd.</p>	<p>Move a 1-2 steps toward 3rd base in foul territory to line up tag up of R3 with ball/fielder.</p> <p>Move 1-2 steps into fair territory for any play at 3rd.</p> <p>Responsible for: R3 tag up at 3rd, R3 back into 3rd, <i>If ball is not caught</i> BR to 3rd, and BR back into 3rd.</p>



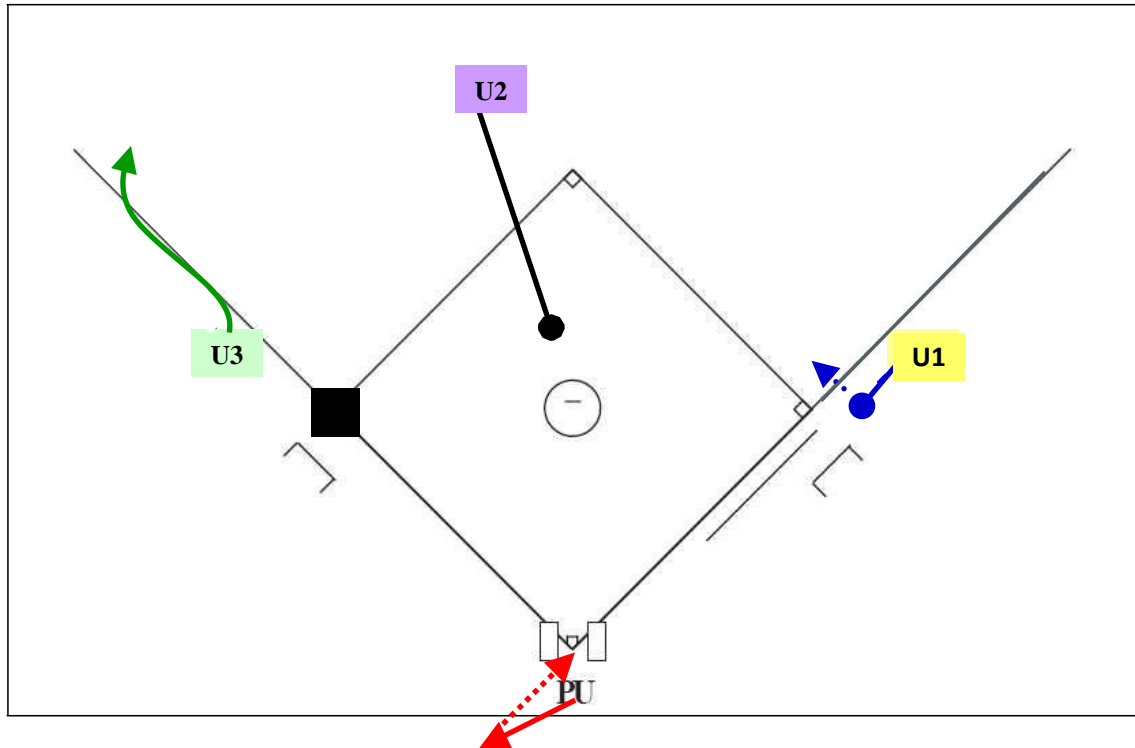
R3 ONLY CATCHABLE Fly Ball to U2's AOR

PU	U1	U2	U3
<p>Clear the catcher to the left. Move deeper into foul territory to line up a possible tag up of R3 at 3rd.</p> <p>Then move to the point of plate for any play that may develop at home.</p> <p><u>Responsible for:</u> R3 tag up at 3rd, R3 at home, and <i>If ball is not caught</i> BR at home.</p>	<p>Move a 1-2 steps toward 1st base in foul territory to see BR touch of 1st.</p> <p>Move 1-2 steps into fair territory for any play at 1st.</p> <p><u>Responsible for:</u> <i>If ball is not caught</i> BR touch of 1st, and BR back into 1st.</p>	<p>Goes out on a <i>CATCHABLE BALL.</i></p> <p><u>Responsible for:</u> Catch/no catch call.</p> <p>Must see ball fielded and thrown back to infield.</p> <p>Stays out until the play has ended.</p>	<p>Move into the working area behind pitcher's mound on C side.</p> <p><u>Responsible for:</u> <i>If ball is not caught</i> BR to 2nd, BR back into 2nd, BR to 3rd, and BR back into 3rd.</p>



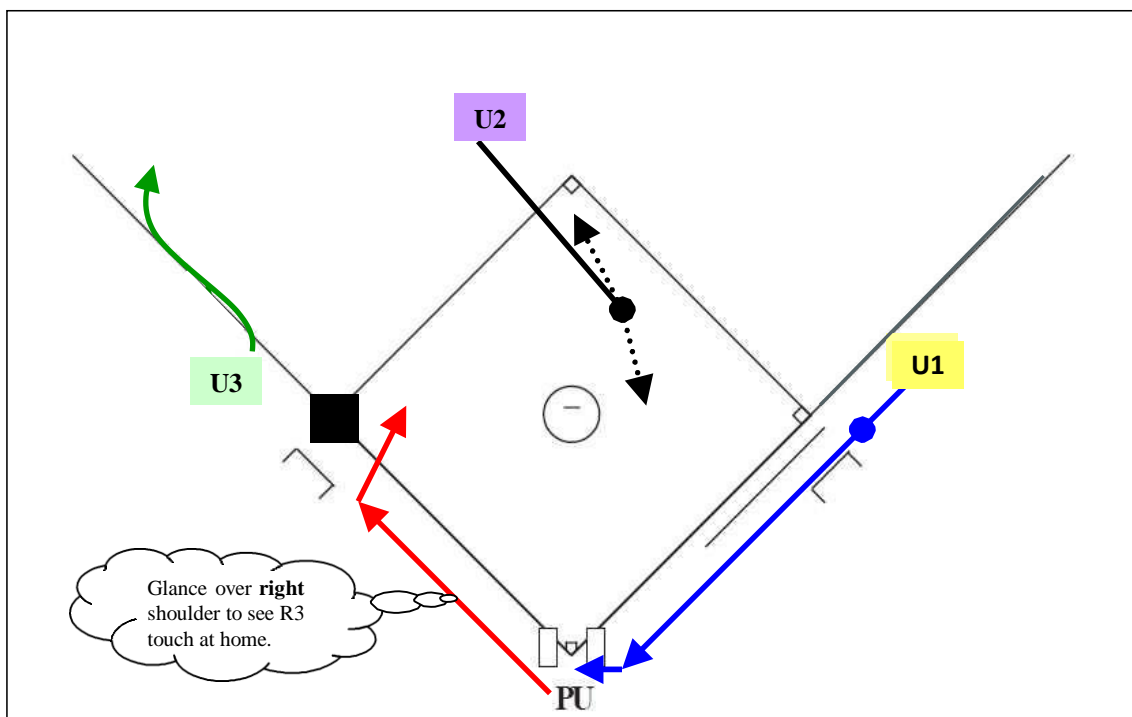
R3 ONLY NON-CATCHABLE Fly Ball to U2's AOR
ROTATION # 4

PU	U1	U2	U3
<p>Clear the catcher to the left. Read U2 going out and U3 moving to 2nd base cutout.</p> <p>Move toward 3rd base in foul territory reading the ball as you travel down the line.</p> <p>Glance back to see R3 touch at home.</p> <p>Move into the 3rd base cutout for any play at 3rd.</p> <p><u>Responsible for:</u> R3 touch of home, BR to 3rd, and BR back into 3rd.</p> <p><i>Communicate to partners, "I've Got 3rd!"</i></p>	<p>Move toward 1st base in foul territory to see BR touch of 1st base.</p> <p>Pause to read forward progress of BR.</p> <p>When BR commits to 2nd, read movement of PU down the 3rd baseline, then move to point of the plate to set up for any play.</p> <p><u>Responsible for:</u> BR touch of 1st, BR back into 1st, and BR at the plate.</p> <p><i>Communicate to U3, "Going Home!"</i></p>	<p>Goes out on a <i>NON-CATCHABLE</i> ball.</p> <p><u>Responsible for:</u> Ball being fielded and thrown back into infield.</p> <p>Stays out until the play has ended.</p>	<p>Move into the working area behind pitcher's mound on B side.</p> <p><u>Responsible for:</u> BR back into 1st after release from U1, BR to 2nd, and BR back into 2nd.</p> <p>Must take any play at 1st after U1 has gone to the plate.</p>



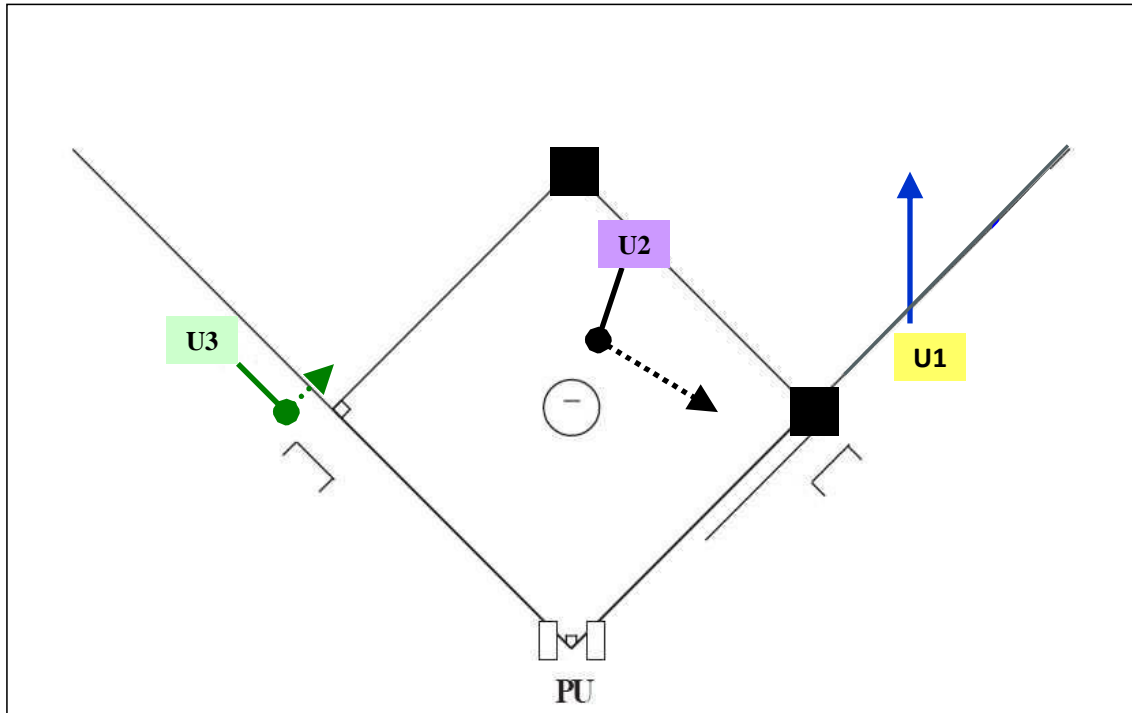
R3 ONLY CATCHABLE Fly Ball to U3's AOR

PU	U1	U2	U3
<p>Clear the catcher to the left. Move deeper into foul territory to line up a possible tag up of R3 at 3rd.</p> <p>Then move to the point of plate for any play that may develop at home.</p> <p><u>Responsible for:</u> R3 tag up at 3rd, R3 at home, and <i>If ball is not caught</i> BR at home.</p>	<p>Move a 1-2 steps toward 1st base in foul territory to see BR touch of 1st.</p> <p>Move 1-2 steps into fair territory for any play at 1st.</p> <p><u>Responsible for:</u> <i>If ball is not caught</i> BR touch of 1st, and BR back into 1st.</p>	<p>Moves into working area on C Side.</p> <p><u>Responsible for:</u> R3 back into 3rd. <i>If ball is not caught</i> BR to 2nd, BR back into 2nd, BR to 3rd, and BR back into 3rd.</p>	<p>Goes out on <i>CATCHABLE BALL.</i></p> <p><u>Responsible for:</u> Catch/no catch call.</p> <p>Must see ball fielded and thrown back to infield.</p> <p>Stays out until the play has ended.</p>



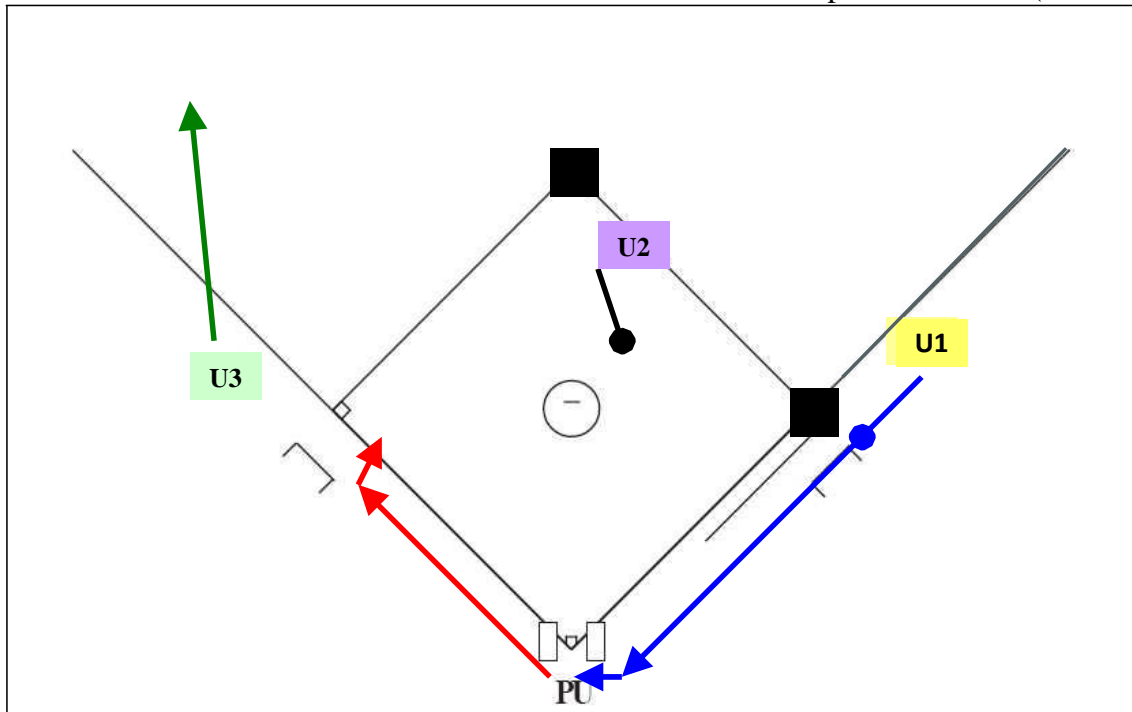
R3 ONLY NON-CATCHABLE Fly Ball to U3's AOR
ROTATION # 5

PU	U1	U2	U3
<p>Clear the catcher to the left. Read U3 going out.</p> <p>Move toward 3rd base in foul territory reading the ball as you travel down the line.</p> <p>Glance back to see R3 touch at home.</p> <p>Move into the 3rd base cutout for any play at 3rd.</p> <p>Responsible for: R3 touch of home, BR to 3rd, and BR back into 3rd.</p> <p><i>Communicate to partners, "I've Got 3rd!"</i></p>	<p>Move toward 1st base in foul territory to see BR touch of 1st base.</p> <p>Pause to read forward progress of BR.</p> <p>When BR commits to 2nd, read movement of PU down the 3rd baseline, then move to point of the plate to set up for any play.</p> <p>Responsible for: BR touch of 1st, BR back into 1st, and BR at the plate.</p> <p><i>Communicate to U2, "Going Home!"</i></p>	<p>Move into working area on B Side.</p> <p>Responsible for: BR back into 1st after release from U1, BR to 2nd, and BR back into 2nd.</p> <p>Must take any play at 1st after U1 has gone to the plate.</p>	<p>Goes out on a NON-CATCHABLE BALL.</p> <p>Responsible for: Seeing ball fielded and thrown back into infield.</p> <p>Stays out until the play has ended.</p>



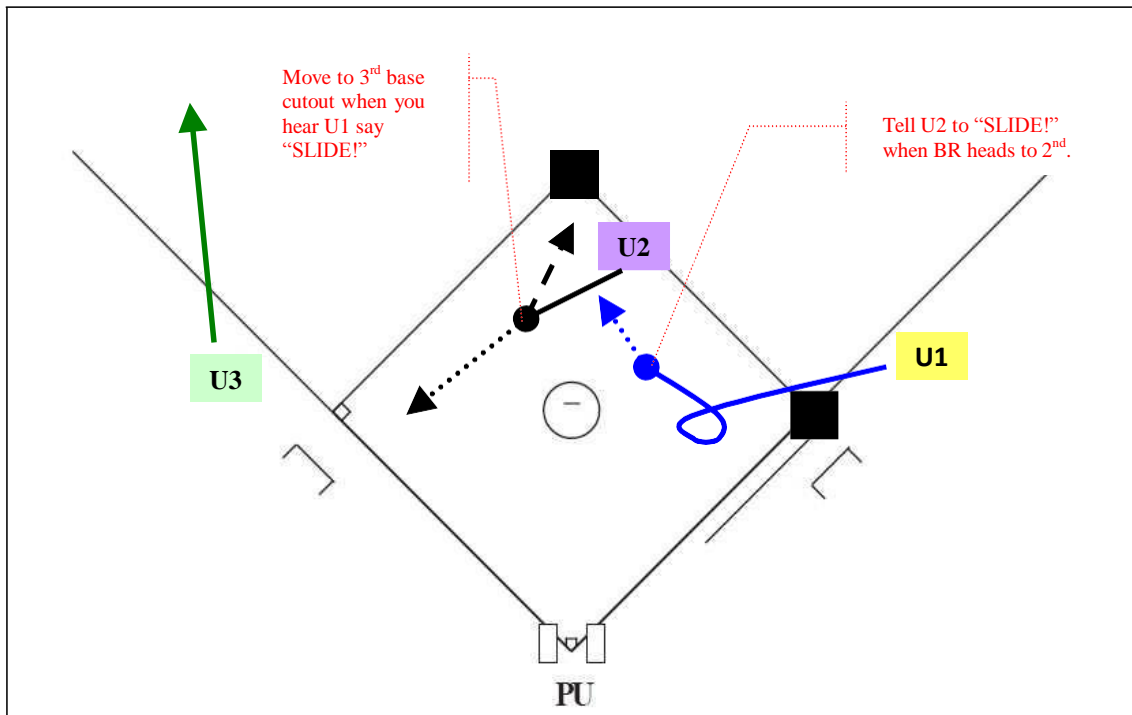
R1 & R2 Fly Ball to U1's AOR

PU	U1	U2	U3
<p>Clear the catcher to the left and observe play from foul territory.</p> <p>Responsible for: R1 at home, R2 at home, and <i>If ball is not caught</i> BR at home.</p>	<p>Goes out on the ball.</p> <p>Responsible for: Catch/no catch call.</p> <p>Must see ball fielded and thrown back to infield.</p> <p>Stays out until the play has ended.</p>	<p>Step up, turn, and face the ball from the working area on the B Side.</p> <p>Responsible for: R2 tag up at 2nd, R1 tag up at 1st, R2 back into 2nd, R1 back into 1st, R1 to 2nd, R1 back into 2nd, <i>If ball is not caught</i> BR touch of 1st, BR back into 1st, BR to 2nd, and BR back into 2nd.</p>	<p>Move a 1-2 steps toward 3rd base in foul territory to watch play develop.</p> <p>Move 1-2 steps into fair territory for any play at 3rd.</p> <p>Responsible for: R2 to 3rd, R2 back into 3rd, R1 to 3rd, R1 back into 3rd, <i>If ball is not caught</i> BR to 3rd, and BR back into 3rd.</p>



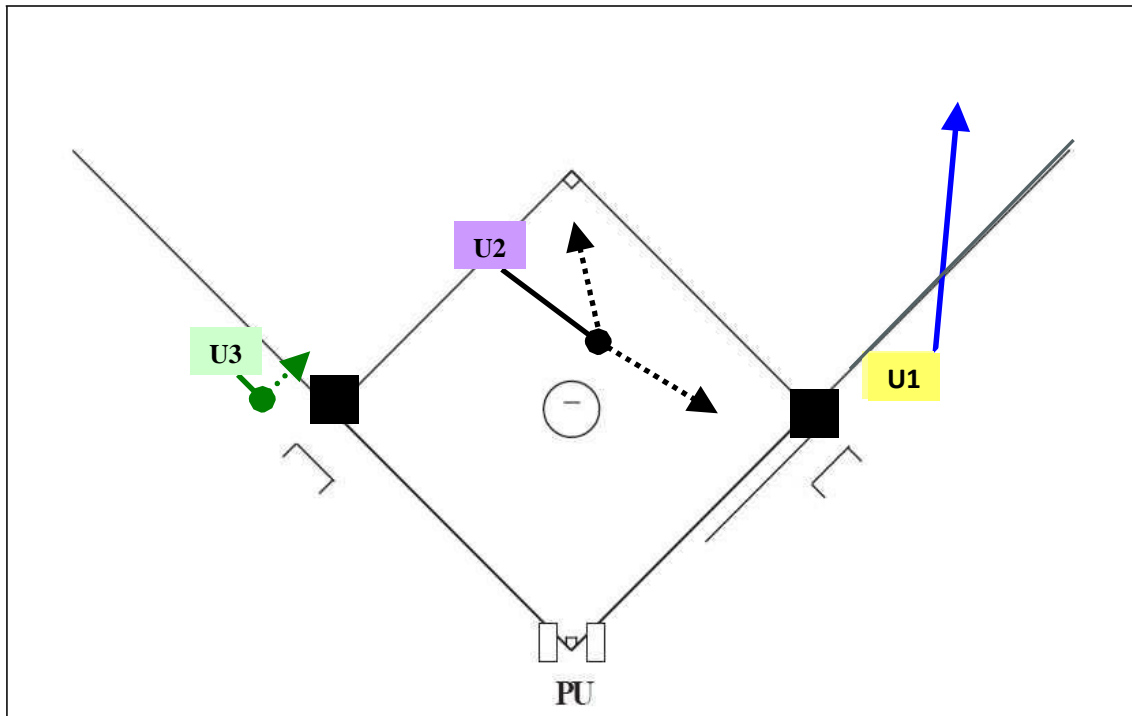
R1 & R2 LESS THAN 2 OUTS – CATCHABLE Fly Ball to U3’s AOR
ROTATION # 6

PU	U1	U2	U3
<p>Clear the catcher to the left. Read U3 going out.</p> <p>Move toward 3rd base in foul territory reading the ball as you travel down the line.</p> <p>Move into the 3rd base cutout for any play at 3rd.</p> <p><u>Responsible for:</u> R2 to 3rd, R2 Back into 3rd, R1 to 3rd, R1 back into 3rd, <i>If ball is not caught</i> BR to 3rd, and BR back into 3rd.</p> <p><i>Communicate to partners, "I've Got 3rd!"</i></p>	<p>Move toward 1st base in foul territory to see BR touch of 1st base.</p> <p>Pause to read forward progress of BR.</p> <p>When BR commits to 2nd, read movement of PU down the 3rd baseline, then move to point of the plate to set up for any play.</p> <p><u>Responsible for:</u> R1 tag up at 1st, R1 back into 1st, R2 at home, BR touch of 1st, <i>If ball is not caught</i> BR back into 1st, and BR at home</p> <p><i>Communicate to U2, "Going Home!"</i></p>	<p>Step up, turn, and face the ball from the working area on the B Side.</p> <p><u>Responsible for:</u> R2 tag up at 2nd, R2 back into 2nd, R1 to 2nd, R1 back into 2nd, <i>If ball is not caught</i> BR back into 1st after release from U1, BR to 2nd, and BR back into 2nd.</p> <p>Must take any play at 1st after U1 has gone to the plate.</p>	<p>Goes out on the <i>CATCHABLE BALL.</i></p> <p><u>Responsible for:</u> Catch/no catch call.</p> <p>Must see ball fielded and thrown back to infield.</p> <p>Stays out until the play has ended.</p>



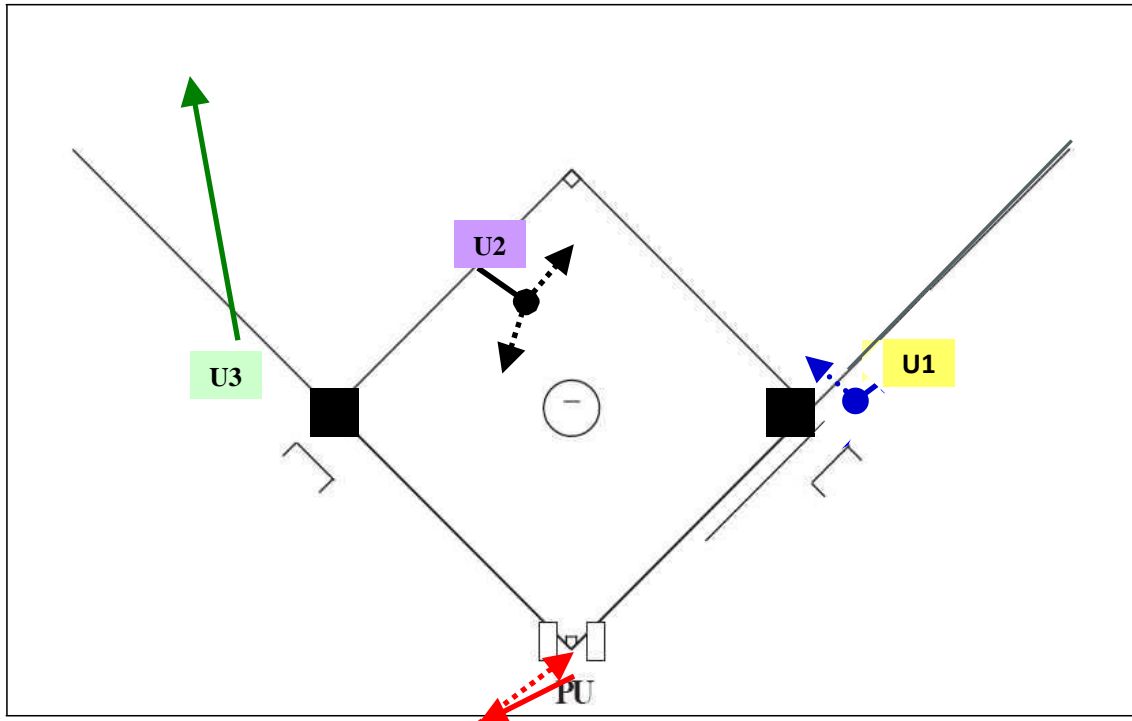
R1, R2 **NON-CATCHABLE** Fly Ball to U3's AOR
SLIDE PLAY

PU	U1	U2	U3
<p>Clear the catcher to the left and observe play from foul territory.</p> <p><u>Responsible for:</u> R2 at home, R1 at home, and BR at home.</p>	<p>Read U3 going out on a NON-CATCHABLE ball.</p> <p>Pivot into area at 1st base cut-out to see BR touch of 1st.</p> <p>When BR heads to 2nd, communicate to U2 "SLIDE!"</p> <p>You now have all calls at 2nd base.</p> <p><u>Responsible for:</u> R1 back into 1st, BR touch of 1st, BR back into 1st, and After SLIDE BR to 2nd, and BR back into 2nd.</p>	<p>Step up, turn, and face the ball from the working area on the C Side.</p> <p>Read U3 going out on a NON-CATCHABLE ball. You have all plays at 2nd and 3rd until told to "SLIDE" by U1.</p> <p>If U1 communicates, "SLIDE", move to 3rd base cutout for all plays at 3rd.</p> <p><u>Responsible for:</u> R2 back into 2nd, R2 to 3rd, R1 to 2nd, R1 back into 2nd, R1 to 3rd, and BR to 3rd.</p> <p>Note: You also have BR to 2nd if U1 does NOT tell you to SLIDE!</p>	<p>Goes out on a NON-CATCHABLE ball.</p> <p><u>Responsible for:</u> Ball being fielded and thrown back into infield.</p> <p>Stays out until the play has ended.</p>



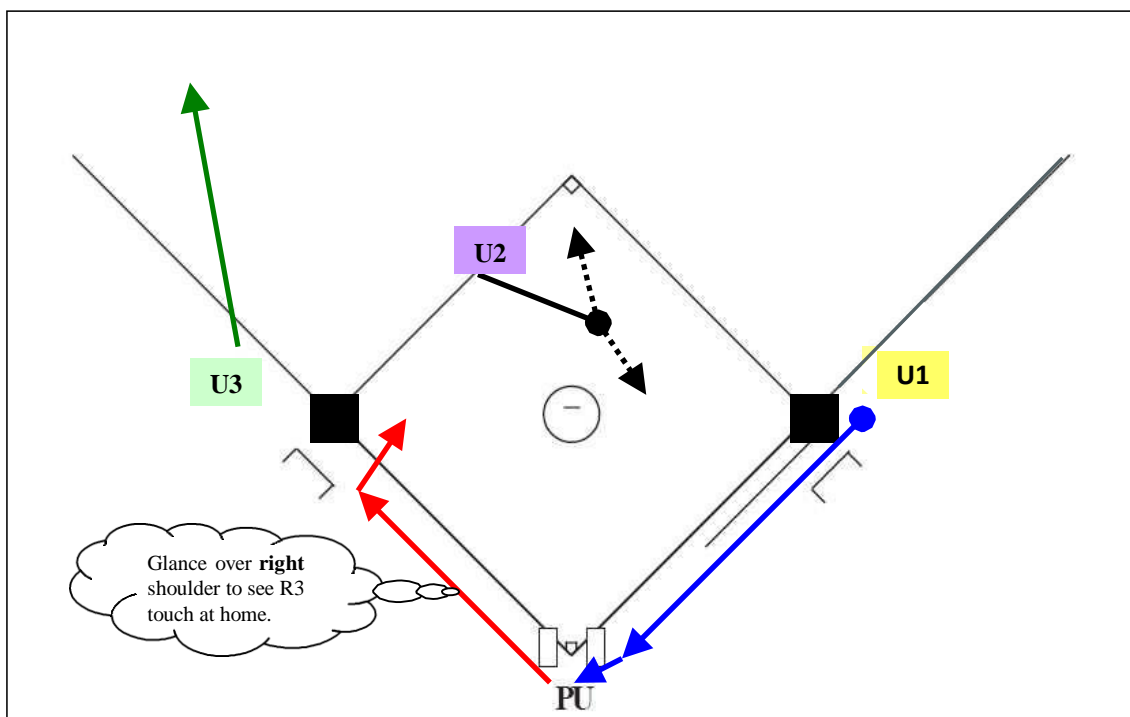
R1, R3 Fly Ball to U1's AOR

PU	U1	U2	U3
<p>Clear the catcher to the left and observe play from foul territory.</p> <p>Responsible for: R3 at home, R1 at home, and <i>If ball is not caught</i> BR at home.</p>	<p>Goes out on the ball.</p> <p>Responsible for: Catch/no catch call.</p> <p>Must see ball fielded and thrown back to infield.</p> <p>Stays out until the play has ended.</p>	<p>Step up, turn, and face the ball from the working area on the B Side.</p> <p>Responsible for: R1 tag up at 1st, R1 back into 1st, R1 to 2nd, R1 back into 2nd, <i>If ball is not caught</i> BR touch of 1st, BR back into 1st, BR to 2nd, and BR back into 2nd.</p>	<p>Move a 1-2 steps toward 3rd base in foul territory to line up tag up of R3 with ball/fielder.</p> <p>Move 1-2 steps into fair territory for any play at 3rd.</p> <p>Responsible for: R3 tag up at 3rd, R3 back into 3rd, R1 to 3rd, R1 back into 3rd, <i>If ball is not caught</i> BR to 3rd, and BR back into 3rd.</p>



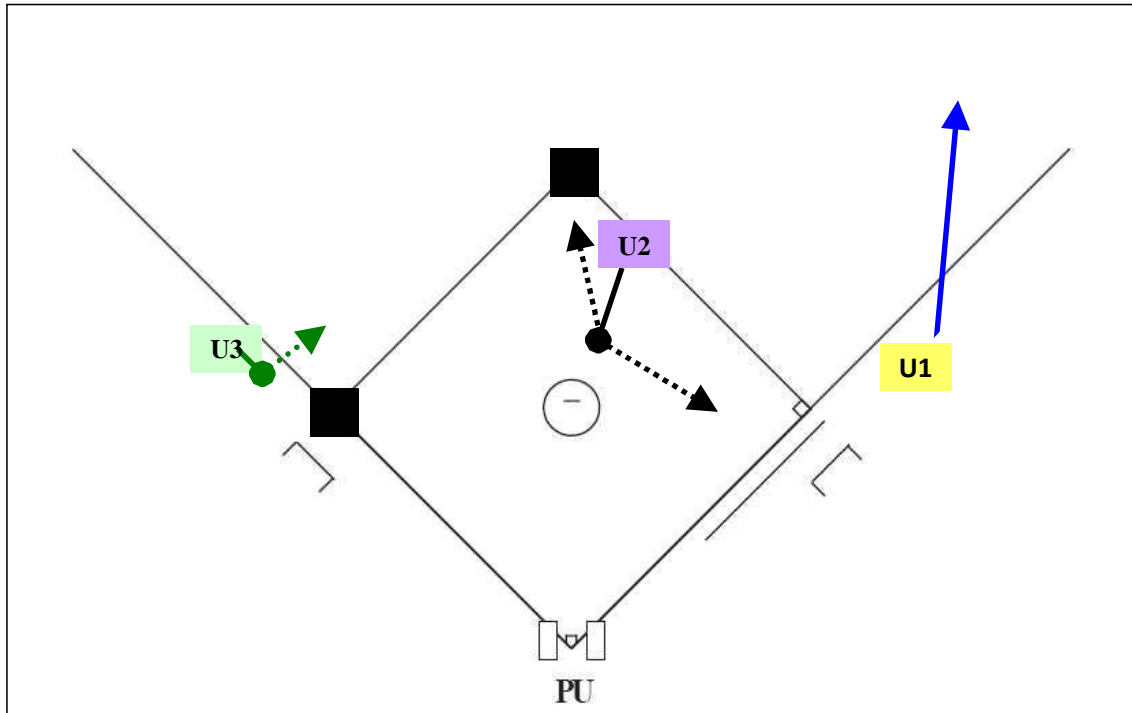
R1, R3 **CATCHABLE** Fly Ball to U3's AOR,

PU	U1	U2	U3
<p>Clear the catcher to the left. Move deeper into foul territory to line up a possible tag up of R3 at 3rd.</p> <p>Then move to the point of plate for any play that may develop at home.</p> <p><u>Responsible for:</u> R3 tag up at 3rd, R3 at home, and R1 at home, and <i>If ball is not caught</i> BR at home</p>	<p>Move a 1-2 steps toward 1st base in foul territory to line up to line up tag up of R1 with ball/fielder.</p> <p>Then see BR touch of 1st.</p> <p>Move 1-2 steps into fair territory for any play at 1st</p> <p><u>Responsible for:</u> R1 tag up at 1st, R1 back into 1st, <i>If ball is not caught</i> BR touch of 1st, and BR back into 1st.</p>	<p>Step up, turn, and face the ball from the working area on the C Side.</p> <p><u>Responsible for:</u> R3 back into 3rd, R1 to 2nd, R1 back into 2nd, R1 to 3rd, and <i>If ball is not caught</i> BR to 3rd.</p>	<p>Goes out on <i>CATCHABLE BALL.</i></p> <p><u>Responsible for:</u> Catch/no catch call.</p> <p>Must see ball fielded and thrown back to infield.</p> <p>Stays out until the play has ended.</p>



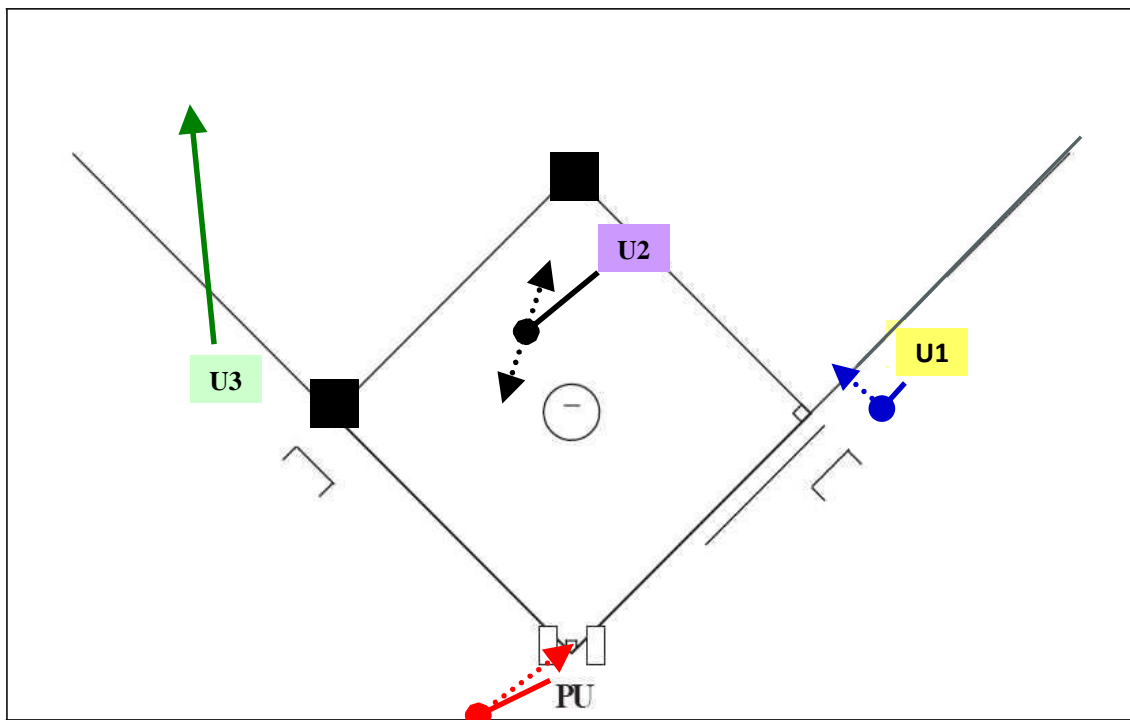
R1, R3 **NON-CATCHABLE Fly Ball to U3's AOR,**
ROTATION # 7

PU	U1	U2	U3
<p>Clear the catcher to the left. Read U3 going out.</p> <p>Move toward 3rd base in foul territory reading the ball as you travel down the line.</p> <p>Glance back to see R3 touch at home.</p> <p>Move into the 3rd base cutout for any play at 3rd.</p> <p><u>Responsible for:</u> R3 touch of home, R1 to 3rd, R1 back into 3rd, BR to 3rd, and BR back into 3rd.</p> <p><i>Communicate to partners, "I've Got 3rd!"</i></p>	<p>Move toward 1st base in foul territory to see BR touch of 1st base.</p> <p>Pause to read forward progress of BR.</p> <p>When BR commits to 2nd, read movement of PU down the 3rd baseline, then move to point of the plate to set up for any play.</p> <p><u>Responsible for:</u> BR touch of 1st, BR back into 1st, R1 at home, and BR at the home.</p> <p><i>Communicate to U2, "Going Home!"</i></p>	<p>Step up, turn, and face the ball from the working area on the B Side.</p> <p><u>Responsible for:</u> R1 to 2nd, R1 back into 2nd, BR back into 1st after release from U1, BR to 2nd, and BR back into 2nd.</p> <p>Must take any play at 1st after U1 has gone to the plate.</p>	<p>Goes out on a <i>NON-CATCHABLE BALL.</i></p> <p><u>Responsible for:</u> Seeing ball fielded and thrown back into infield.</p> <p>Stays out until the play has ended.</p>



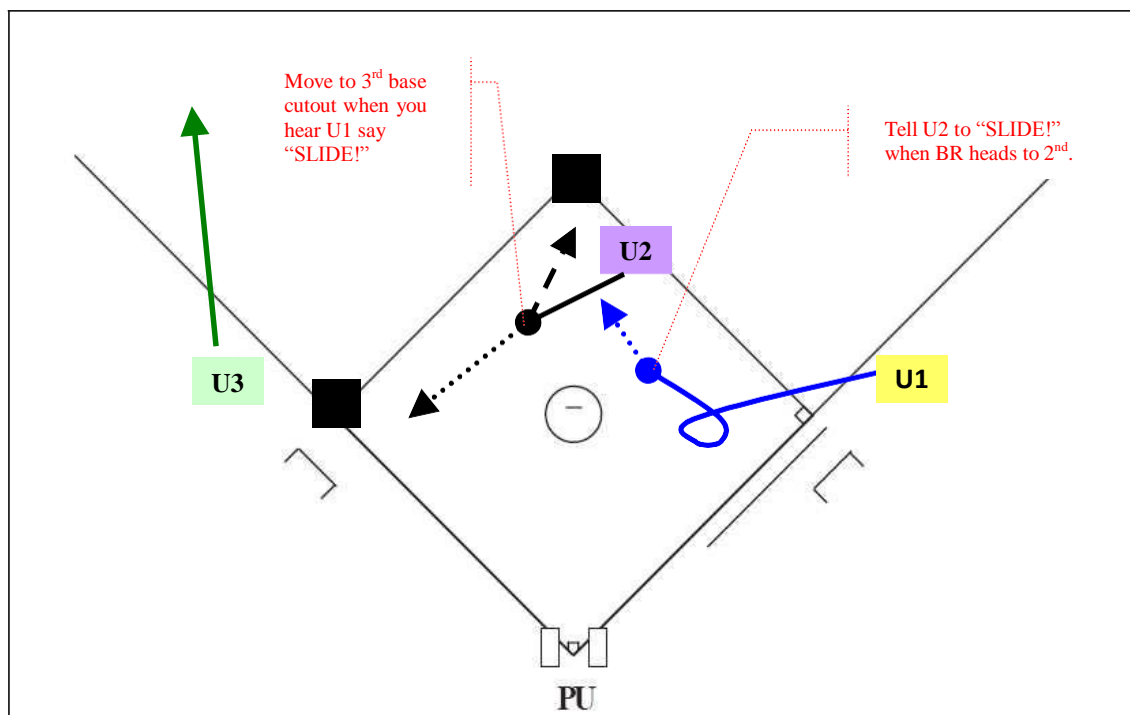
R2, R3 Fly Ball to U1's AOR

PU	U1	U2	U3
<p>Clear the catcher to the left and observe play from foul territory.</p> <p>Responsible for: R3 at home, R2 at home, and BR at home.</p>	<p>Goes out on the ball.</p> <p>Responsible for: Catch/no catch call.</p> <p>Must see ball fielded and thrown back to infield.</p> <p>Stays out until the play has ended.</p>	<p>Step up, turn, and face the ball from the working area on the B Side.</p> <p>Has tag up at 2nd.</p> <p>Responsible for: R2 tag up at 2nd, R2 back into 2nd, <i>If ball is not caught</i> BR touch of 1st, BR back into 1st, BR to 2nd, and BR back into 2nd.</p>	<p>Move a 1-2 steps toward 3rd base in foul territory to line up tag up of R3 with ball/fielder.</p> <p>Move 1-2 steps into fair territory for any play at 3rd.</p> <p>Responsible for: R3 tag up at 3rd, R3 back into 3rd, R2 to 3rd, R2 back into 3rd, <i>If ball is not caught</i> BR to 3rd, and BR back into 3rd.</p>



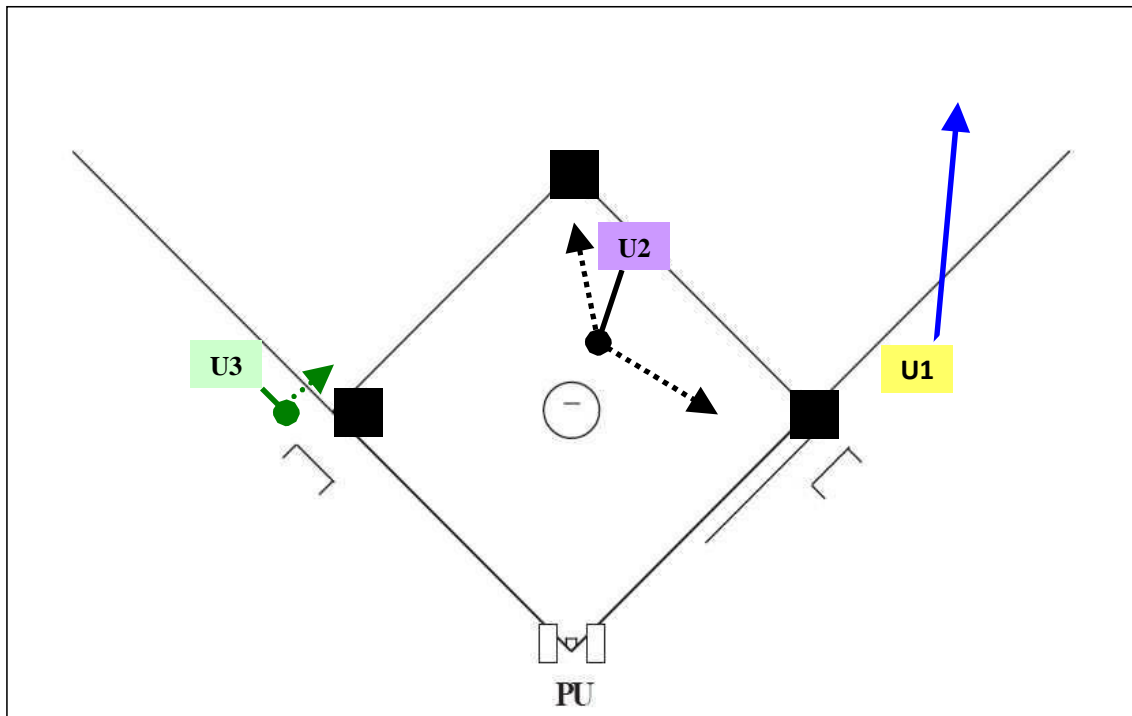
R2, R3 **CATCHABLE Fly Ball to U3's AOR**

PU	U1	U2	U3
<p>Clear the catcher to the left. Move deeper into foul territory to line up a possible tag up of R3 at 3rd.</p> <p>Then move to the point of plate for any play that may develop at home.</p> <p><u>Responsible for:</u> R3 tag up at 3rd, R3 at home, and R2 at home, and <i>If ball is not caught</i> BR at home</p>	<p>Move a 1-2 steps toward 1st base in foul territory to see BR touch of 1st.</p> <p>Move 1-2 steps into fair territory for any play at 1st</p> <p><u>Responsible for:</u> <i>If ball is not caught</i> BR touch of 1st, and BR back into 1st.</p>	<p>Step up, turn, and face the ball from the working area on the C Side.</p> <p><u>Responsible for:</u> R3 back into 3rd , R2 tag up at 2nd, R2 back into 2nd, R2 to 3rd, R2 back into 3rd, <i>If ball is not caught</i> BR to 2nd, BR back into 2nd, BR to 3rd, and BR back into 3rd</p>	<p>Goes out on <i>CATCHABLE BALL.</i></p> <p><u>Responsible for:</u> Catch/no catch call.</p> <p>Must see ball fielded and thrown back to infield.</p> <p>Stays out until the play has ended.</p>



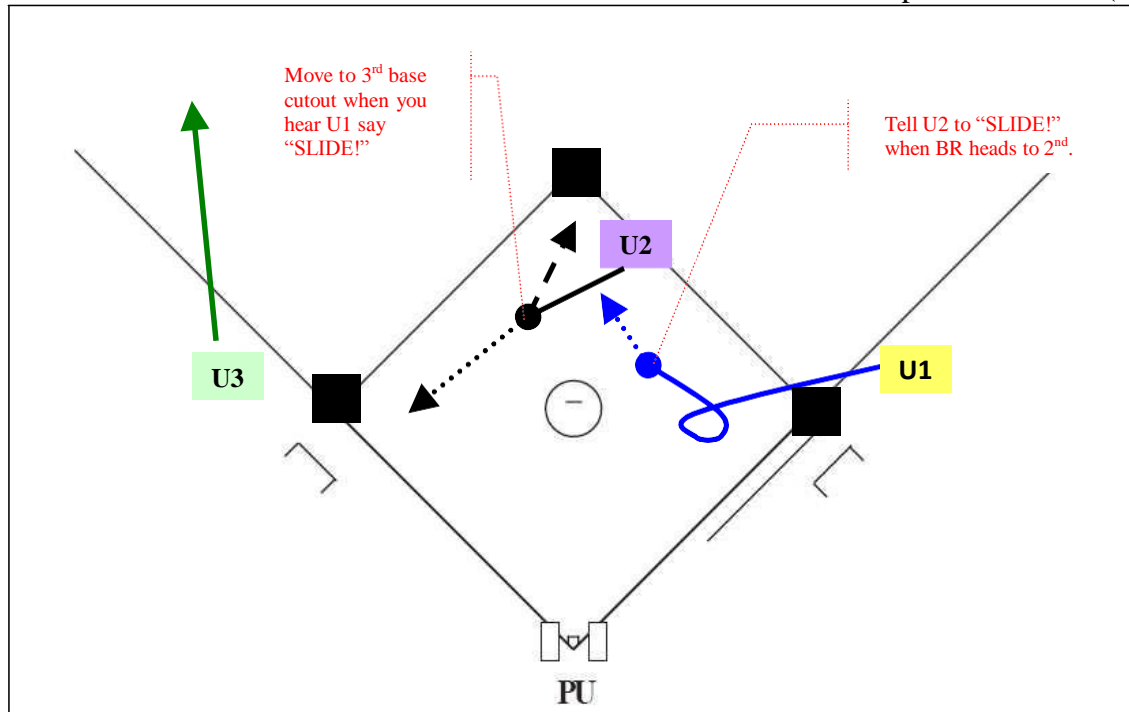
R2, R3 **NON-CATCHABLE** Fly Ball to U3’s AOR,
SLIDE PLAY

PU	U1	U2	U3
<p>Clear the catcher to the left and observe play from foul territory.</p> <p><u>Responsible for:</u> R3 at home, R2 at home, and BR at home.</p>	<p>Read U3 going out on a NON-CATCHABLE ball</p> <p>Pivot into area at 1st base cut-out to see BR touch of 1st.</p> <p>When BR heads to 2nd, communicate to U2 “SLIDE!”</p> <p>You now have all calls at 2nd base.</p> <p><u>Responsible for:</u> BR touch of 1st, BR back into 1st, <i>After SLIDE</i> BR to 2nd, and BR back into 2nd.</p>	<p>Step up, turn, and face the ball from the working area on the C Side.</p> <p>Read U3 going out on a NON-CATCHABLE ball. You have all plays at 2nd and 3rd until told to “SLIDE” by U1.</p> <p>If U1 communicates, “SLIDE”, move to 3rd base cutout for all plays at 3rd.</p> <p><u>Responsible for:</u> R3 back into 3rd, R2 back into 2nd, R2 to 3rd, R2 back into 3rd, BR to 3rd, and BR back into 3rd.</p> <p><i>Note: You also have BR to 2nd if U1 does NOT tell you to SLIDE!</i></p>	<p>Goes out on a NON-CATCHABLE ball.</p> <p><u>Responsible for:</u> Ball being fielded and thrown back into infield.</p> <p>Stays out until the play has ended.</p>



R1, R2, R3 Fly Ball to U1's AOR

PU	U1	U2	U3
<p>Clear the catcher to the left and observe play from foul territory.</p> <p>Responsible for: R3 at home, R2 at home, R1 at home, and <i>If ball is not caught</i> BR at home.</p>	<p>Goes out on the ball.</p> <p>Responsible for: Catch/no catch call.</p> <p>Must see ball fielded and thrown back to infield.</p> <p>Stays out until the play has ended.</p>	<p>Step up, turn, and face the ball from the working area on the B Side.</p> <p>Read U1 going out. You have all plays at 1st and 2nd.</p> <p>Responsible for: R2 tag up at 2nd, R1 tag up at 1st, R2 back into 2nd, R1 back into 1st, R1 to 2nd, <i>If ball is not caught</i> BR touch of 1st, BR back into 1st, BR to 2nd, and BR back into 2nd.</p>	<p>Move a 1-2 steps toward 3rd base in foul territory to line up tag up of R3 with ball/fielder.</p> <p>Move 1-2 steps into fair territory for any play at 3rd.</p> <p>Responsible for: R3 tag up at 3rd, R3 back into 3rd, R2 to 3rd, R2 back into 3rd, R1 to 3rd, R1 back into 3rd, <i>If ball is not caught</i> BR to 3rd, and BR back into 3rd.</p>



R1, R2, R3 **NON-CATCHABLE** Fly Ball to U3's AOR
SLIDE PLAY

PU	U1	U2	U3
<p>Clear the catcher to the left and observe play from foul territory.</p> <p>Responsible for: R3 at home, R2 at home, R1 at home, and BR at home.</p>	<p>Read U3 going out on a NON-CATCHABLE ball</p> <p>Pivot into area at 1st base cut-out to see BR touch of 1st.</p> <p>When BR heads to 2nd, communicate to U2 "SLIDE!"</p> <p>You now have all calls at 2nd base.</p> <p>Responsible for: BR touch of 1st, BR back into 1st, After SLIDE BR to 2nd, and BR back into 2nd.</p>	<p>Step up, turn, and face the ball from the working area on the C Side.</p> <p>Read U3 going out on a NON-CATCHABLE ball. You have all plays at 2nd and 3rd until told to "SLIDE" by U1.</p> <p>If U1 communicates, "SLIDE", move to 3rd base cutout for all plays at 3rd.</p> <p>Responsible for: R2 to 3rd, R2 back into 3rd, R1 to 2nd, R1 back into 2nd, R1 to 3rd, R1 back into 3rd, BR to 3rd, and BR back into 3rd.</p> <p>Note: You also have BR to 2nd if U1 does NOT tell you to SLIDE!</p>	<p>Goes out on a NON-CATCHABLE ball.</p> <p>Responsible for: Ball being fielded and thrown back into infield.</p> <p>Stays out until the play has ended.</p>

AND THAT'S HOW EASY IT IS!!